

ALEXANDER INVARIANTS OF TANGLES VIA EXPANSIONS

by

Huan Vo

A thesis submitted in conformity with the requirements
for the degree of Doctor of Philosophy
Graduate Department of Mathematics
University of Toronto

© Copyright 2018 by Huan Vo

Abstract

Alexander Invariants of Tangles via Expansions

Huan Vo

Doctor of Philosophy

Graduate Department of Mathematics

University of Toronto

2018

This thesis consists of two parts. In the main part of the thesis we introduce an extension of the Alexander polynomial to tangles, known as Γ -calculus or Gassner calculus, which has appeared in [BNS13, Hal16] and various talks by Prof Bar-Natan. Our main object of study is w -tangles, which we describe using the language of meta-monoids (see [BNS13, BN15a, Hal16]). There is a map from usual tangles to w -tangles and so an invariant of w -tangles induces an invariant of usual tangles. Using the language of Γ -calculus, we rederive certain important properties of the Alexander polynomial, most notably the Fox-Milnor condition on the Alexander polynomials of ribbon knots [Lic97, FM66]. We argue that our proof has some potential for generalization which may help tackle the slice-ribbon conjecture. In a sense this thesis is an extension of [BNS13].

In the second part of the thesis, we study the associated graded space of w -tangles, which is the space of arrow diagrams [BND16, BND14]. We describe an expansion of w -tangles, i.e. a map from w -tangles to its associated graded space. The concept of expansions is inspired by the Taylor expansions, and w -tangles have a much simpler expansion than usual tangles (for usual tangles an expansion is given by the Kontsevich integral [Oht02]). There is a relationship between arrow diagrams and Lie algebras. Using the expansion of w -tangles we recover Γ -calculus by choosing a particular Lie algebra, namely the two-dimensional non-abelian Lie algebra. We give a commutative diagram that summarizes the spaces and maps involved. The second part of the thesis is more or less independent of the first part.

Acknowledgements

I am grateful to my supervisor, Prof Dror Bar-Natan for his patient guidance and willingness to answer my questions regarding the subject. His knowledge has benefited me greatly throughout the project. I would like to thank all the staff in the Mathematics department at UofT for their help and service during my Phd. Thanks also go to my fellow graduate students at UofT for many interesting discussions, especially the regular members of the Knot-at-Lunch group: Ester Dalvit, Travis Ens, and Iva Halacheva. Finally, I thank my Mom for her constant love and unending support.

Contents

1	Introduction	1
2	Meta-Monoids	7
2.1	Definitions	7
2.2	The meta-monoid of w-tangles	9
3	The Gassner Calculus Γ	14
3.1	Definition and Properties of Gassner Calculus	14
3.2	The Gassner Representation of String Links	28
3.3	The Alexander Polynomial	32
3.4	Orientation Reversal	33
3.5	Strand Doubling	38
4	Expansions of w-Tangles	42
4.1	Algebraic Structures and Expansions	42
4.2	The Associated Graded Structure of w-Tangles	47
5	Relations with Lie Algebras	55
5.1	From \mathcal{A}^w to Lie algebras	55
5.2	The Lie Algebra \mathfrak{g}_0	59
5.3	The meta-monoid \mathbb{G}_0	60
6	The Fox-Milnor Condition	75
6.1	Ribbon Knots	75
6.2	Unitary Property	82
6.3	The Fox-Milnor Condition	92
7	Extension to w-Links	96
7.1	The Trace Map	96
7.2	The Alexander-Conway Skein Relation	99
7.3	Odds and Ends	104
	Bibliography	107

Chapter 1

Introduction

The Alexander polynomial is one of the most important invariants in knot theory. Originally discovered by Alexander in 1928 [Ale28], many things are known about the polynomial. For instance, it has a topological description [Lic97], an interpretation as a quantum invariant [Oht02, KS91], and recently has been categorified via Heegaard-Floer homology [OS04]. To compute the Alexander polynomial of a knot with many crossings, one strategy would be to break the knot into smaller pieces called tangles, find an appropriate extension of the Alexander polynomial to tangles, compute the said extension for each constituent tangle, and then “glue” the results together. One can obtain an Alexander invariant of tangles in several ways, which are roughly based on two perspectives: from the quantum invariant point of view [Oht02, Sar15] or from the topological/combinatorial point of view [CT05, Arc10, Pol10, BNS13, BCF15, DF16].

One important aspect of knot theory is its implementation on a computer. For that purpose, two definitions of the Alexander polynomial are particularly useful: in terms of R -matrix, i.e. quantum invariant [Oht02], or in terms of Fox derivatives [Arc10]. These two formulations come from two different perspectives. One perspective is based on the theory of quantum groups [Kas95] and the other perspective is based on the topological definition of the Alexander polynomial, i.e. in terms of the infinite covering space of the knot complement. In this thesis we introduce a new way to view a tangle: as an element of a *meta-monoid* (Section 2.1) [BNS13, Hal16]. Namely, we can just decompose a tangle into a disjoint union of crossings and then glue, or in our terminology, “stitch” the strands together to recover the tangle, (with the caveat that we do not stitch the same strand to itself since we do not allow closed components in the theory). Note that the use of meta-monoid structures allows us to describe a bigger class of tangles, namely *w-tangles* (Section 2.2), which include usual tangles.

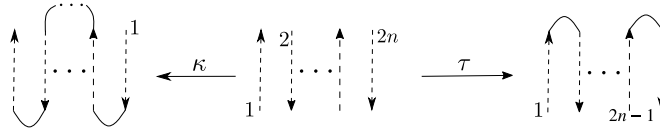
On the algebraic side we introduce a particular meta-monoid that gives us a tangle invariant known as *Gassner calculus* or Γ -calculus (Section 3.1). Roughly speaking, Γ -calculus assigns to a tangle with n components a Laurent polynomial and an $n \times n$ matrix whose entries are rational functions. In the case where a tangle has only one component, we recover the Alexander polynomial. One can obtain a topological interpretation of Γ -calculus along the lines of the arguments in [CT05] and [DF16] but we will not pursue that direction in this thesis. On a computer, Γ -calculus is quite simple to implement (see Section 3.1 where we also include Mathematica code) and it also runs faster than current algorithms that compute the Alexander polynomial (although not by a substantial amount). One can think of Γ -calculus as a generalization of the Gassner-Burau representation [KT08, BN14a] to tangles (compare

also with [KLW01]). In essence, we break the determinant formula of the Alexander polynomial into a step-by-step gluing instruction with each step involving some simple algebraic manipulations. This approach may play a role if one wants to categorify the invariant, which might lead to a simpler way to approach the formidable Heegaard-Floer homology.

Chapter 6 is the main part of this thesis, which is devoted to giving a new proof of the classical *Fox-Milnor condition* for the Alexander polynomials of ribbon (hence slice) knots [Lic97, FM66], using the formalism of Γ -calculus. Our ultimate goal is to say something about the slice-ribbon conjecture [GST10], which asks whether every slice knot is also ribbon. Let us give a brief overview of our approach (see [BN17] for more details). First of all, given a tangle T_{2n} with $2n$ components, there are two *closure operations*, denoted by τ and κ (Section 6.1), which gives an n -component tangle T_n and a one-component tangle T_1 , i.e. a long knot, respectively

$$T_n \xleftarrow{\tau} T_{2n} \xrightarrow{\kappa} T_1.$$

Or in picture



Now we have the following characterization of ribbon knots (Proposition 6.1), namely a knot K is ribbon if and only if there exists a $2n$ -component tangle T_{2n} such that $\kappa(T_{2n}) = K$ and $\tau(T_{2n})$ is the trivial tangle. More succinctly, if we denote the set of all m -component tangles by \mathcal{T}_m , then

$$\{\text{ribbon knots}\} = \bigcup_{n=1}^{\infty} \left\{ \kappa(T_{2n}) : T_{2n} \in \mathcal{T}_{2n} \text{ and } \tau(T_{2n}) = U_n \in \mathcal{T}_n \right\},$$

where U_n denote the trivial n -component tangle. Therefore if we have an invariant $Z : \mathcal{T}_k \rightarrow \mathcal{A}_k$ of tangles, where \mathcal{A}_k is some algebraic space which is well-understood (think of matrices of polynomials), together with the corresponding closure operations $\tau_{\mathcal{A}}$ and $\kappa_{\mathcal{A}}$ which intertwine with τ and κ :

$$Z(\kappa(T_{2n})) = \kappa_{\mathcal{A}}(Z(T_{2n})), \quad Z(\tau(T_{2n})) = \tau_{\mathcal{A}}(Z(T_{2n})),$$

then we have an “algebraic criterion” to determine if a given knot K is not ribbon. Specifically, if a knot K is ribbon then there exist some n and an element $\zeta \in \mathcal{A}_{2n}$ such that $Z(K) = \kappa_{\mathcal{A}}(\zeta)$ and $\tau_{\mathcal{A}}(\zeta) = \text{Id}_n \in \mathcal{A}_n$, or more simply

$$Z(K) \in \bigcup_{n=1}^{\infty} \kappa_{\mathcal{A}}(\tau_{\mathcal{A}}^{-1}(\text{Id}_n)). \quad (1.1)$$

We denote the set on the right hand side by $\mathcal{R}_{\mathcal{A}}$. Of course to have any practical values, we need to make sure that $\mathcal{R}_{\mathcal{A}}$ is strictly smaller than \mathcal{A}_1 . Then a knot K is not ribbon if $Z(K) \notin \mathcal{R}_{\mathcal{A}}$.

In [GST10] the authors propose several potential counter-examples to the slice-ribbon conjecture. These are knots with a high number of crossings. Our long term goal is to construct a class of invariants of tangles which are computable in polynomial time and behave well under the closure operations (and some other operations) in order to test these counter-examples in the framework proposed above (see

not apply to slice knots, so it has potential for generalization. Although in the case of Γ -calculus we just obtain the Fox-Milnor condition, we hope that the techniques developed in this thesis can be modified to work with a stronger invariant which will give us a genuine condition to distinguish the slice and ribbon properties.

- With the framework of Γ -calculus, the bulk of our proof uses just elementary linear algebra, which is more accessible to the students.
- In our proof we also have an interpretation of the function f . More specifically, f is the invariant of a tangle obtained from a tangle presentation of the ribbon knot (as given in Proposition 6.1).

So as it stands this thesis serves as a warm-up step in a long project and it also presents Γ -calculus (or meta-monoids in general) as a useful framework to study knot theory, which may deserve more attention.

In Chapter 4 and Chapter 5 we also explain the general framework that produces Γ -calculus as the end result. Although one can define Γ -calculus simply by giving the formulas, it is always instructive to know where these formulas come from. The construction is based on two fundamental ideas: expansions and the relationship between knot theory and Lie algebras. The concept of an expansion is inspired mainly by Taylor expansions and the Kontsevich integral (see [Oht02, BN95, CDM12]) in knot theory. Roughly speaking an expansion converts an object to a graded object. Graded objects are more desirable to work with since we can study them degree by degree. In the case of Taylor expansions, we turn an analytic function into a power series which is graded by the power of the variable. In the case of the Kontsevich integral, we turn a knot into a series in chord diagrams which is graded by the number of chords. An expansion maps a space to its associated graded space, which is our main object of study. For the space of isotopy classes of knots, its associated graded is the space of chord diagrams (see [BN95, CDM12]). The formula of the Kontsevich integral is highly non-trivial and its extension to tangles requires the use of a sophisticated technology known as a Drinfeld associator (see [BN97, Oht02]). In this thesis we will perform a similar analysis for w -tangles (Section 2.2). For w -tangles, its associated graded space is the space of arrow diagrams (Section 4.2). An expansion of w -knots is much more straightforward than an expansion of usual knots. Moreover the procedure naturally extends to w -tangles, without the necessity of a Drinfeld associator.

Let us give a quick executive summary of the thesis. In Chapter 2 we give the main definitions and properties of meta-monoids as well as some main examples. This chapter is mainly expository and contains no new results. The concept of meta-monoids was invented by Prof Bar-Natan and has appeared in various papers by himself and his students [BNS13, Hal16, BN15a].

In Chapter 3 we describe our main meta-monoid: Γ -calculus and derive various formulae therein. Again the materials in this chapter are standard and has appeared in [BNS13, Hal16]. We present a streamlined introduction to Γ -calculus and fill in some missing details. Two main results in this chapter which are due to the author are the stitching-in-bulk formula (Proposition 6.1), which is used quite often in subsequent chapters, and the fact that Γ -calculus indeed computes the Alexander polynomial (Proposition 3.8). (The fact that Γ -calculus computes the Alexander polynomial has been proven in [BNS13, BN15a, BND16]. Here we provide an alternative proof directly from Γ -calculus.)

In Chapter 4 we introduce the general algebraic framework that gives rise to Γ -calculus: algebraic structures and expansions. There we study the meta-monoid of arrow diagrams. The key result is that arrow diagrams form the associated graded space for w -tangles (Proposition 4.2). This chapter is mainly

expository, the concepts of expansion and arrow diagrams have appeared in various papers by Prof Bar-Natan and collaborators [BND14, BND16].

In Chapter 5 we explain the connection between arrow diagrams and Lie algebras. Specifically we describe a map from arrow diagrams to Lie algebras. Then we specialize to the Lie algebra \mathfrak{g}_0 and describe various formulas that allow ones to do computations with exponential series in \mathfrak{g}_0 . The materials here have been given in various talks by Prof Bar-Natan. The relationship between \mathfrak{g}_0 and Γ have appeared implicitly in various papers by Prof Bar-Natan. What the author contributes here is to tie everything together and give a succinct description via the commutative diagram

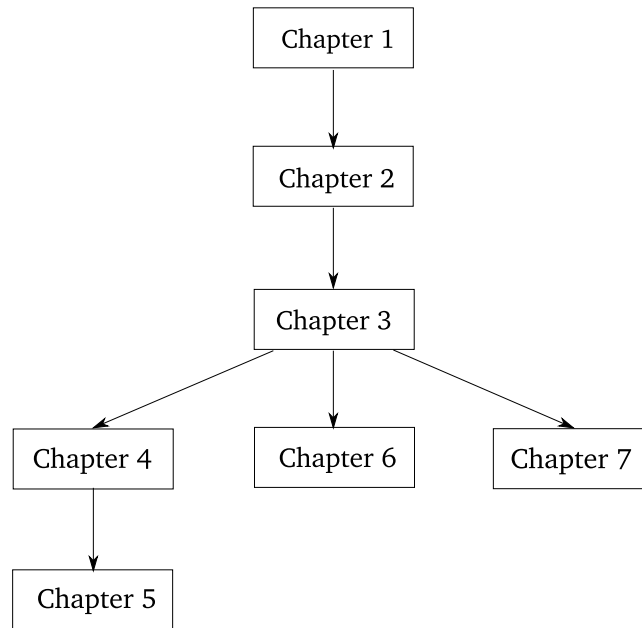
$$\begin{array}{ccccc}
 \mathcal{W} & \xrightarrow{Z} & \mathcal{A}^w & \xrightarrow{T_{\mathfrak{g}_0}} & \mathbb{U}(\mathfrak{g}_0) \\
 & \searrow \psi & & & \uparrow \iota \\
 & & & & \mathbb{G}_0 \\
 & \searrow \varphi & & & \downarrow \eta \\
 & & & & \tilde{\Gamma}
 \end{array}$$

This is the content of Proposition 5.9.

Chapter 6 is the main main part of this paper where we introduce ribbon knots and prove the Fox-Milnor condition. The materials presented in this chapter are new, which include the two main theorems which are due to the author. Although some key lemmas leading to the proofs are inspired by ideas from Prof Bar-Natan.

Finally in Chapter 7 we show how one can extend the scalar part of Γ -calculus to links and derive the classic Alexander-Conway skein relation (Proposition 7.5). Again this chapter is mainly expository and is quite independent of the other chapters. We end the thesis with some possible directions for future research.

Notice that Mathematica codes are given at various places throughout this thesis. We emphasize again that this is one advantage of Γ -calculus, where we can verify certain properties simply by using Mathematica. To help the readers better navigate this thesis, we provide a summary of the dependence of the chapters in the diagram below. Observer that after Chapter 3 the thesis veers off in three different directions which are independent of each other. A reader interested in the application of Γ -calculus to ribbon knots can just read Chapters 1, 2, 3, 6 without losing any understanding.



Conventions. In this paper we use the Mathematica notation $//$ to denote compositions of functions because we find that it is more natural to read composition in this way and also easier to convert the formulas to Mathematica commands. Specifically,

$$f // g := g \circ f.$$

Also a bold-faced *letter* will general denote a matrix, or in particular a vector, whose dimension depends on the context.

Chapter 2

Meta-Monoids

2.1 Definitions

In this section we introduce the central concept of this thesis: meta-monoids. Meta-monoids first appeared in the paper [BN15a] by Prof Bar-Natan. When one reads the definition of a meta-monoid given below, it is instructive to keep a concrete example in mind by comparing the notations with Example 2.1. Given any monoid one can obtain a meta-monoid, and in fact that is where the name meta-monoid comes from.

Consider the collection C of all finite subsets X of some fixed set Z (if we do not specify Z , take it to be the set of natural numbers). A *meta-monoid indexed by C* (see [BNS13, BN15a, Hal16]) is a collection of sets $\{\mathcal{G}_X\}$, one for each finite set X of *labels*, together with the following maps, which we also call *operations*:

- *stitching* $m_z^{x,y} : \mathcal{G}_{\{x,y\} \cup X} \rightarrow \mathcal{G}_{\{z\} \cup X}$, whenever $\{x, y, z\} \cap X = \emptyset$ and $x \neq y$,
- *identity* $e_x : \mathcal{G}_X \rightarrow \mathcal{G}_{\{x\} \cup X}$, whenever $x \notin X$,
- *deletion* $\eta_x : \mathcal{G}_{X \cup \{x\}} \rightarrow \mathcal{G}_X$, whenever $x \notin X$,
- *renaming* $\sigma_z^x : \mathcal{G}_{X \cup \{x\}} \rightarrow \mathcal{G}_{X \cup \{z\}}$, whenever $\{x, z\} \cap X = \emptyset$.
- *disjoint union* $\sqcup : \mathcal{G}_X \times \mathcal{G}_Y \rightarrow \mathcal{G}_{X \cup Y}$, whenever $X \cap Y = \emptyset$,

These operations satisfy the following axioms¹:

- *Monoid axioms:*

$$m_u^{x,y} \parallel m_v^{u,z} = m_u^{y,z} \parallel m_v^{x,u} \quad (\text{meta-associativity}),$$

$$e_a \parallel m_c^{a,b} = \sigma_c^b \quad (\text{left identity}),$$

$$e_b \parallel m_c^{a,b} = \sigma_c^a \quad (\text{right identity}),$$

- *Miscellaneous axioms:*

$$e_a \parallel \sigma_b^a = e_b, \quad \sigma_b^a \parallel \sigma_c^b = \sigma_c^a, \quad \sigma_b^a \parallel \sigma_a^b = Id,$$

¹In this thesis we use the notation \parallel to denote function compositions, namely $f \parallel g = g \circ f$.

$$\begin{aligned}\sigma_b^a \parallel \eta_b &= \eta_a, & e_a \parallel \eta_a &= Id, & m_c^{a,b} \parallel \eta_c &= \eta_b \parallel \eta_a, \\ m_c^{a,b} \parallel \sigma_d^c &= m_d^{a,b}, & \sigma_b^a \parallel m_d^{b,c} &= m_d^{a,c}.\end{aligned}$$

We also require that operations with distinct labels commute, for instance $\eta_a \parallel \eta_b = \eta_b \parallel \eta_a$ or $m_c^{a,b} \parallel m_f^{d,e} = m_f^{d,e} \parallel m_c^{a,b}$ etc. Moreover, the disjoint union operation \sqcup commutes with all other operations, for example $\sqcup \parallel m_c^{a,b} \parallel m_f^{d,e} = (m_c^{a,b}, m_f^{d,e}) \parallel \sqcup$.

We denote a meta-monoid $(\mathcal{G}_X, m_z^{x,y}, e_x, \eta_x, \sigma_z^x, \sqcup)$ simply by \mathcal{G} . Given two meta-monoids \mathcal{G} and \mathcal{H} , a *meta-monoid homomorphism* is a collection of maps $\{f_X : \mathcal{G}_X \rightarrow \mathcal{H}_X\}$, one for each finite set X , that *intertwine* with the operations. This means, for instance, that for $\zeta \in \mathcal{G}_{\{a,b\} \cup X}$, we have

$$\zeta \parallel m_c^{a,b} \parallel f_{\{c\} \cup X} = \zeta \parallel f_{\{a,b\} \cup X} \parallel m_c^{a,b}.$$

One can write down similar equations for the other operations.

In practice, usually the only non-trivial relation we have to check is meta-associativity. While the definition of a meta-monoid is quite lengthy, a couple of examples will make it clear how to think about meta-monoids and where the name comes from.

Example 2.1 (Monoids). Given a monoid G with identity e (or an algebra), one obtains a meta-monoid \mathcal{G} as follows. For a finite set X of labels, set

$$\mathcal{G}_X := \{\text{functions } f : X \rightarrow G\}.$$

We write a function $f : X \rightarrow G$ explicitly as $\{x \mapsto g_x, \dots\}$, where $x \in X$ and $g_x \in G$. In the following operations, ellipses “ \dots ” denotes the remaining entries that we do not care about, which stay unchanged under the various operations:

$$\begin{aligned}\{x \mapsto g_x, y \mapsto g_y, \dots\} \parallel m_z^{x,y} &= \{z \mapsto g_x g_y, \dots\}, \\ \{y \mapsto g_y, \dots\} \parallel e_x &= \{x \mapsto e, y \mapsto g_y, \dots\}, \\ \{x \mapsto g_x, y \mapsto g_y, \dots\} \parallel \eta_x &= \{y \mapsto g_y, \dots\}, \\ \{x \mapsto g_x, \dots\} \sqcup \{y \mapsto g_y, \dots\} &= \{x \mapsto g_x, \dots, y \mapsto g_y, \dots\}, \\ \{x \mapsto g_x, \dots\} \parallel \sigma_z^x &= \{z \mapsto g_x, \dots\}.\end{aligned}$$

Let us check meta-associativity. Suppose $\Omega \in \mathcal{G}_{X \cup \{x,y,z\}}$ and we only write the relevant entries, the others are left unchanged:

$$\Omega = \{x \mapsto g_x, y \mapsto g_y, z \mapsto g_z\}.$$

Then

$$\Omega \parallel m_z^{x,y} \parallel m_v^{u,z} = \{v \mapsto (g_x g_y) g_z\},$$

and

$$\Omega \parallel m_u^{y,z} \parallel m_v^{x,u} = \{v \mapsto g_x (g_y g_z)\}.$$

Thus we see that meta-associativity follows from the associativity of multiplication $(g_x g_y) g_z = g_x (g_y g_z)$. Similarly the left identity and right identity are consequences of $eg = ge = g$ for all $g \in G$. The other axioms are straightforward to verify. In general, $m_z^{x,y} \neq m_z^{y,x}$, unless G is commutative. This meta-

monoid also satisfies the following property:

$$\Omega = (\Omega // \eta_y) \sqcup (\Omega // \eta_x), \quad \Omega \in \mathcal{G}_{\{x,y\}}. \quad (2.1)$$

Indeed if $\Omega = \{x \mapsto g_x, y \mapsto g_y\}$, then $\Omega // \eta_y = \{x \mapsto g_x\}$ and $\Omega // \eta_x = \{y \mapsto g_y\}$ and so the right hand side is exactly Ω . Most examples of meta-monoids will not satisfy this property, and so we see that not every meta-monoid comes from a monoid in the above manner. ♣

Example 2.2 (Groups (see also [BNS13])). Consider the meta-monoid \mathcal{G} given as follows. For a finite set of labels X let \mathcal{G}_X consist of triples of the form (F, μ, λ) , where F is a finitely presented group and $\mu : X \rightarrow F$, $x \mapsto \mu_x$ and $\lambda : X \rightarrow F$, $x \mapsto \lambda_x$ are functions $X \rightarrow F$ (μ is called a *meridian map* and λ is called a *longitude map*). Now the operations are

$$\begin{aligned} (F, \mu, \lambda) // m_z^{x,y} &= (F / \langle \mu_y = \lambda_x^{-1} \mu_x \lambda_x \rangle, \mu \setminus \{x \mapsto \mu_x, y \mapsto \mu_y\} \cup \{z \mapsto \mu_x\}, \\ &\quad \lambda \setminus \{x \mapsto \lambda_x, y \mapsto \lambda_y\} \cup \{z \mapsto \lambda_x \lambda_y\}), \\ (F, \mu, \lambda) // e_x &= (F * \langle x \rangle, \mu \cup \{x \mapsto x\}, \lambda \cup \{x \mapsto e\}), \\ (F, \mu, \lambda) // \eta_x &= (F / \langle \mu_x = 1 \rangle, \mu \setminus \{x \mapsto \mu_x\}, \lambda \setminus \{x \mapsto \lambda_x\}), \\ (F, \mu, \lambda) \sqcup (F', \mu', \lambda') &= (F * F', \mu \cup \mu', \lambda \cup \lambda'), \\ (F, \mu, \lambda) // \sigma_z^x &= (F, \mu \setminus \{x \mapsto \mu_x\} \cup \{z \mapsto \mu_x\}, \lambda \setminus \{x \mapsto \lambda_x\} \cup \{z \mapsto \lambda_x\}). \end{aligned}$$

We leave the verification of the axioms to the reader. Notice that property (2.1) does not hold here, for instance consider an element Ω of $\mathcal{G}_{\{x,y\}}$ given by

$$\Omega = (\langle x \rangle \oplus \langle y \rangle, \{x \mapsto 1, y \mapsto 1\}, \{x \mapsto 1, y \mapsto 1\}).$$




Then we see that

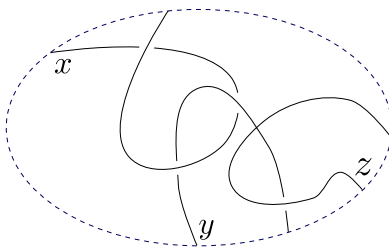
$$(\Omega // \eta_x) \sqcup (\Omega // \eta_y) = (\langle x \rangle * \langle y \rangle, \{x \mapsto 1, y \mapsto 1\}, \{x \mapsto 1, y \mapsto 1\})$$

which is not the same as Ω . ♣

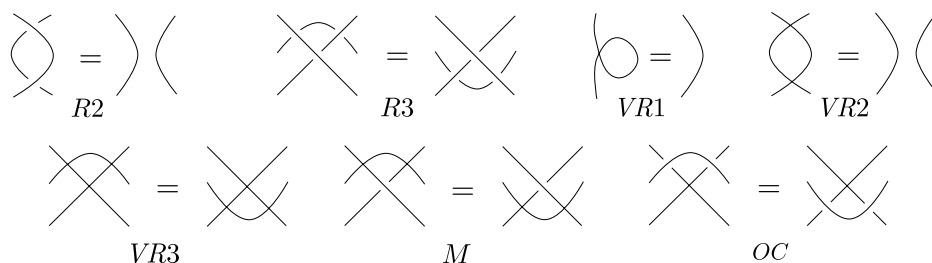
2.2 The meta-monoid of w-tangles

In this section we define w-tangles following [BND14]. The theory of w-tangles is closely related to the theory of virtual knots (see [Kau12]).

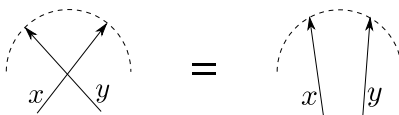
Let $X = \{a_1, \dots, a_n\}$ be a finite set of n distinct labels. A *w-tangle diagram labeled by X* is a general position smooth immersion of n oriented intervals $\{I_{a_1}, \dots, I_{a_n}\}$ into \mathbb{R}^2 , where the set of double points are divided into *positive crossings* , *negative crossings* , and *virtual crossings* . We call the immersion of each interval a *component* (or a *strand*) of the tangle diagram. We also require the endpoints of the intervals to be distinct and lie in a fixed “circle at ∞ ”. As an example, the following is a w-tangle diagram whose three components are labeled by $X = \{x, y, z\}$.



Two w-tangle diagrams are *equivalent* (or *isotopic*) if they are related by planar isotopy and a finite sequence of moves given as follows.



For the endpoints on the “circle at ∞ ” we also impose the relation



(Informally it means we allow the endpoints at ∞ to move up to virtual crossings.) Note that we impose the *OC* relations but not the *UC* relations (*OC* stands for *overcrossings commute* and *UC* stands for *undercrossings commute* [BND16], they are also known as the forbidden moves in [Kau12]).



We call an equivalence class of w-tangle diagrams a *w-tangle*. Note that we also did not impose the Reidemeister 1 relations, so technically we are working with “framed” w-tangles.

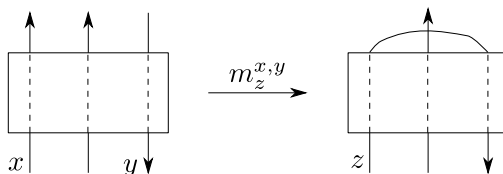
A w-tangle with only one component is called a *long w-knot*. A *long (usual) knot diagram* is a general smooth immersion of an interval into \mathbb{R}^2 where the set of double points only contains positive crossings and negative crossings (no virtual crossings) and the endpoints lie on a fixed “circle at ∞ ”. Two long knot diagrams are *equivalent* if they are related by a finite sequence of *R2* and *R3* moves (no virtual moves). A *long (usual) knot* is an equivalence class of long usual knot diagrams. There is a map from long knots to long w-knots given by viewing a long knot diagram as a long w-knot diagram. So in particular an invariant of long w-knots induces an invariant of long knots.

Similarly the definition of a *(usual) tangle diagram* is the same as the definition of a w-tangle diagram, except that the set of double points does not contain virtual crossings. Two tangle diagrams are *equivalent* if they are related by a finite sequence of *R2* and *R3* moves (no virtual moves). A *(usual) tangle* is an equivalence class of tangle diagrams. There is a map from tangles to w-tangles given by

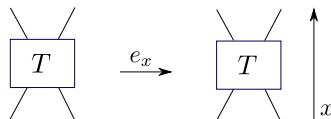
viewing a tangle diagram as a w-tangle diagram. So in particular an invariant of w-tangles induces an invariant of tangles.

Now we would like to introduce our main object of study: the *meta-monoid* \mathcal{W} of *w-tangles*. Specifically, for a finite set X of labels, let \mathcal{W}_X be the collection of w-tangles with $|X|$ (here $|X|$ denotes the number of elements of X) components which are labeled by the elements of X . Now let us specify the meta-monoid operations, which all have explicit geometric descriptions in this context (strictly speaking these operations are defined on a w-tangle diagram representative of a w-tangle, but one can verify easily that they are well-defined).

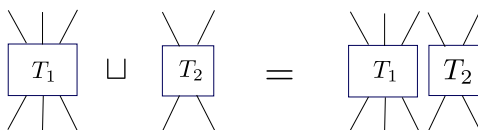
- **Stitching** $m_z^{x,y}$ means connecting the head of component x to the tail of component y and calling the resulting component z . Note that the stitching is done in a *trivial manner*, this means no new crossings are created other than virtual crossings, and if component x and component y are far away, we can always bring them together via virtual crossings. From now on we use dashed lines to mean that the components can be knotted within the tangle.



- **Identity** e_x means adding a trivial component labeled x which does not cross any other component.



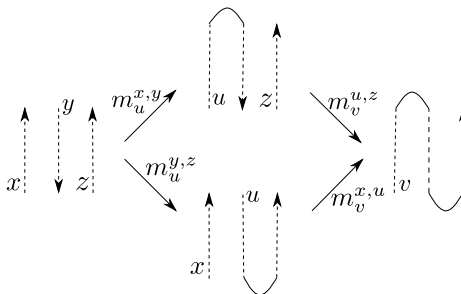
- **Deletion** η_x means deleting component x from the w-tangle.
- **Disjoint union** \sqcup means putting the two w-tangles side by side. To simplify notation, we abbreviate $T_1 \sqcup T_2$ as just $T_1 T_2$.



- **Renaming** σ_z^x means relabeling component x to component z .

Then we can verify the main meta-monoid axioms visually as follows.

- The meta-associativity relation:



- The left identity relation:

$$\begin{array}{c}
 \begin{array}{ccc}
 \uparrow & \begin{array}{c} b \\ \downarrow \end{array} & \\
 a \uparrow & \xrightarrow{m_c^{a,b}} & \begin{array}{c} \uparrow \\ c \downarrow \end{array} \\
 \downarrow & & \downarrow
 \end{array}
 = \begin{array}{c} \downarrow \\ c \end{array}
 \end{array}$$

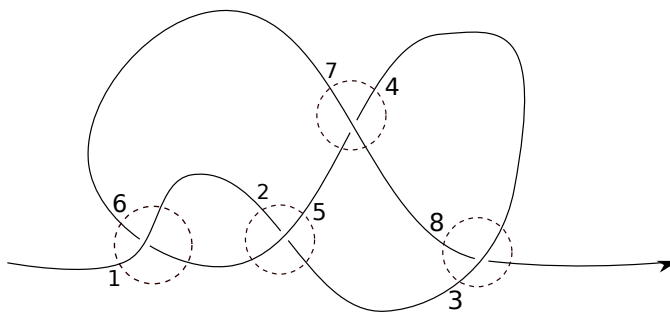
- The right identity relation:

$$\begin{array}{c}
 \begin{array}{ccc}
 \uparrow & \begin{array}{c} b \\ \downarrow \end{array} & \\
 a \uparrow & \xrightarrow{m_c^{a,b}} & \begin{array}{c} \uparrow \\ c \downarrow \end{array} \\
 \downarrow & & \downarrow
 \end{array}
 = \begin{array}{c} \uparrow \\ c \end{array}
 \end{array}$$

In the framework of meta-monoids, a w-tangle can be described as follows. Given a w-tangle, we can first decompose it into a disjoint union of positive crossings $R_{i,j}^+$ and negative crossings $R_{i,j}^-$:

$$R_{i,j}^+ = \begin{array}{c} \nearrow \\ \searrow \\ i \quad j \end{array} \quad ; \quad R_{i,j}^- = \begin{array}{c} \searrow \\ \nearrow \\ j \quad i \end{array}$$

Here i is the label of the over-strand and j is the label of the under-strand. Note that the label of the over-strand is always the first subscript of a crossing. Then we obtain the original w-tangle by stitching the crossings appropriately. For a concrete example, let us look at the long figure-eight knot:



We can label the long figure-eight knot as in the above figure, namely we label the incoming arc with 1 and every time we go over or under an arc, we increase the label. Then we can break the long figure-eight knot as a disjoint union of crossings:

$$R_{1,6}^+ R_{5,2}^+ R_{3,8}^- R_{7,4}^-$$

The long figure-eight knot consists of four crossings: two positive and two negative. To recover the knot, we stitch strand 1 to strand 2 through to strand 8, at each step calling the resulting strand 1. Therefore the long figure-eight knot is given by

$$R_{1,6}^+ R_{5,2}^+ R_{3,8}^- R_{7,4}^- // m_1^{1,2} // m_1^{1,3} // m_1^{1,4} // m_1^{1,5} // m_1^{1,6} // m_1^{1,7} // m_1^{1,8}.$$

We can then summarize the above observation in the following proposition.

Proposition 2.1 ([BN15a, BND14]). *Every w -tangle can be obtained from a disjoint union of positive crossings and negative crossings and a sequence of stitching operations.*

Remark 2.1. From the above proposition in order to define a meta-monoid homomorphism of w -tangles, we just need to specify the images of the crossings and verify that the relations $R2$, $R3$, and OC are satisfied.

The next proposition will not be needed in the rest of the thesis. It is a generalization of knot groups to w -tangles.

Proposition 2.2 ([BN15a]). *There is a meta-monoid homomorphism from the meta-monoid of w -tangles \mathcal{W} to the meta-monoid of groups \mathcal{G} given in Example 2.2.*

Proof. Given a w -tangle T , we can compute its fundamental group $F = \pi_1(T)$ using the Wirtinger presentation [Rol03] (ignore virtual crossings). Then μ and λ are the images of the meridians and longitudes in F . More specifically, taking as the basepoint our eyes, for a strand labeled x , μ_x is the loop starting from the basepoint to the right of the tail of strand x , going perpendicularly to the left under strand x and then back to the base point. For the longitudes, let λ_x be the loop starting from the basepoint to the right of the tail of strand x and then going along a parallel copy of strand x to the head of strand x and then back to the basepoint (here we use the blackboard framing convention). For example, the image of the positive crossing $R_{i,j}^+$ is

$$R_{i,j}^+ \mapsto (\langle \mu_i \rangle * \langle \mu_j \rangle, \{i \mapsto \mu_i, j \mapsto \mu_j\}, \{i \mapsto 1, j \mapsto \mu_i\}).$$

We leave it to the readers to verify the operations and the axioms. (An observant reader will realize that (F, μ, λ) is the *peripheral system* of a tangle.) □

Chapter 3

The Gassner Calculus Γ

3.1 Definition and Properties of Gassner Calculus

In this section we introduce a meta-monoid that will serve as the target space of an algebraic invariant for w-tangles, known as Γ -calculus (see [BNS13, Hal16]). Let Γ be the meta-monoid given as follows. For a finite set X of labels, let R_X be $\mathbb{Q}(\{t_i : i \in X\})$, the field of rational functions in the variables t_i , $i \in X$, and $M_{X \times X}(R_X)$ be the collection of $|X| \times |X|$ labeled matrices with rows and columns labeled by the elements of X . Suppose that the set X has the form $X = \{a, b\} \cup S$, where $S \cap \{a, b\} = \emptyset$. An element of $R_X \times M_{X \times X}(R_X)$ is a pair consisting of an element ω in R_X , which we call the *scalar part*, and an element in $M_{X \times X}(R_X)$, which we call the *matrix part*, and can be represented as

$$\left(\begin{array}{c|ccc} \omega & a & b & S \\ \hline a & \alpha & \beta & \theta \\ b & \gamma & \delta & \epsilon \\ S & \phi & \psi & \Xi \end{array} \right).$$

Let us explain a bit about the notations. Here θ and ϵ are row vectors (notice the horizontal line in each letter), whereas ϕ and ψ are column vectors (notice the vertical line in each letter) and Ξ is a square matrix (as evident from the shape of the letter Ξ). In most cases the rows and columns of a labeled matrix have the same order of labels, but occasionally we also allow permutations of the labels. If the labels are clear from the context sometimes we will omit the labels to simplify notations.

Now let Γ_X be the subset of $R_X \times M_{X \times X}(R_X)$ that satisfies the condition

$$\left(\begin{array}{c|c} \omega & X \\ \hline X & M \end{array} \right)_{t_i \rightarrow 1} = \left(\begin{array}{c|c} 1 & X \\ \hline X & I \end{array} \right).$$

Here $t_i \rightarrow 1$ means substituting all the variables t_i by 1 for $i \in X$ and I is the identity matrix. In particular, we see that the matrix part is always invertible (since the determinant is not identically 0). Then the operations in a meta-monoid are given by, where $t_a \rightarrow t_b$ means substituting t_a by t_b :

- identity: $\left(\begin{array}{c|c} \omega & X \\ \hline X & M \end{array} \right) \parallel e_a = \left(\begin{array}{c|ccc} \omega & a & X & \\ \hline a & 1 & \mathbf{0} & \\ X & \mathbf{0} & M & \end{array} \right)$, where $a \notin X$,

- disjoint union: $\left(\frac{\omega_1 \mid X_1}{X_1 \mid M_1} \right) \sqcup \left(\frac{\omega_2 \mid X_2}{y_{X_2} \mid M_2} \right) = \left(\frac{\omega_1 \omega_2 \mid X_1 \ X_2}{X_1 \mid M_1 \ \mathbf{0}} \right)_{X_2 \mid \mathbf{0} \ M_2}$, where $X_1 \cap X_2 = \emptyset$,

- deletion: $\left(\frac{\omega \mid a \ S}{a \mid \alpha \ \theta} \right) \parallel \eta_a = \left(\frac{\omega \mid S}{S \mid \Xi} \right)_{t_a \rightarrow 1}$,

- renaming: $\left(\frac{\omega \mid a \ S}{a \mid \alpha \ \theta} \right) \parallel \sigma_b^a = \left(\frac{\omega \mid b \ S}{b \mid \alpha \ \theta} \right)_{t_a \rightarrow t_b}$,

- stitching:

$$\left(\frac{\omega \mid a \ b \ S}{a \mid \alpha \ \beta \ \theta} \right)_{b \mid \gamma \ \delta \ \epsilon} \parallel m_c^{a,b} = \left(\frac{(1-\gamma)\omega \mid c \ S}{c \mid \beta + \frac{\alpha\delta}{1-\gamma} \ \theta + \frac{\alpha\epsilon}{1-\gamma}} \right)_{S \mid \psi + \frac{\delta\phi}{1-\gamma} \ \Xi + \frac{\phi\epsilon}{1-\gamma}} \quad (3.1)$$

Here by $\mathbf{0}$ we denote a matrix of zeros whose size depending on the context. One can think of the stitching operation as a two-step process, the first step is the algebraic manipulation, and the second step is the change (or rename) of the variables. Before proceeding I need to verify that the stitching operation is well-defined.

Lemma 3.1. *The stitching operation (3.1) is well-defined, i.e. with the notations as above, $\gamma \neq 1$, and when all $t_i \rightarrow 1$, the right hand side satisfies the condition that the matrix part is 1 and the scalar part is the identity matrix.*

Proof. First of all, observe that from the left hand side we have $(1-\gamma)|_{t_i \rightarrow 1} = 1$. So $1-\gamma$ is not identically 0 and so it makes sense to divide by $1-\gamma$. It also follows that $(1-\gamma)\omega|_{t_i \rightarrow 1} = \omega|_{t_i \rightarrow 1} = 1$. Now when all the variables are set to 1, we have $\alpha = \delta = 1$, $\beta, \theta, \gamma, \epsilon, \phi, \psi$ all vanish, and Ξ is the identity matrix. Plugging these into the matrix after stitching we obtain the identity matrix, as required. \square

Remark 3.1. The stitching formula may seem mysterious at first. Nevertheless it has an elementary interpretation in terms of linear algebra. This interpretation is heuristic and aims to provide intuition, which follows ideas of Prof Bar-Natan. Its meaning will be clearer when we construct a map from w-tangles to Γ -calculus. Concretely, we can think of the matrix part of an element of Γ_X

$$\left(\frac{\omega \mid a \ b \ S}{a \mid \alpha \ \beta \ \theta} \right)_{b \mid \gamma \ \delta \ \epsilon} \parallel m_c^{a,b}$$

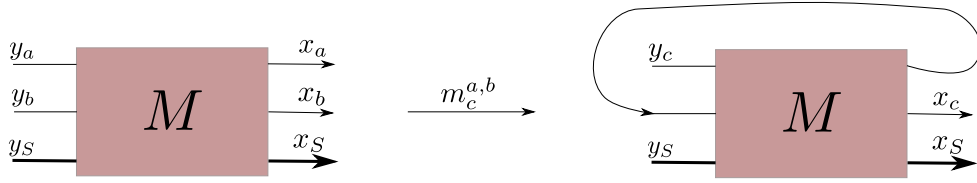
as an “operator” M with input strands labeled by y_a, y_b, y_S and output strands labeled by x_a, x_b, x_S . In other words, the strands are labeled by $\{a, b\} \cup S$. We label the tail of strand a by y_a and the head of strand a by x_a .



In the language of linear algebra we have a system of equations

$$\begin{cases} y_a = \alpha x_a + \beta x_b + \theta x_S, \\ y_b = \gamma x_a + \delta x_b + \epsilon x_S, \\ y_S = \phi x_a + \psi x_b + \Xi x_S. \end{cases}$$

Now the stitching operation $m_c^{a,b}$ can be interpreted as connecting the head of strand a to the tail of strand b and labeling the resulting strand c



In terms of linear algebra we obtain the extra equation $y_b = x_a$. Plugging it in the second equation we obtain

$$x_a = \gamma x_a + \delta x_b + \epsilon x_S, \quad \text{i.e.} \quad x_a = \frac{\delta}{1-\gamma} x_b + \frac{\epsilon}{1-\gamma} x_S.$$

It follows that

$$\begin{cases} y_a = \left(\beta + \frac{\alpha\delta}{1-\gamma} \right) x_b + \left(\theta + \frac{\alpha\epsilon}{1-\gamma} \right) x_S \\ y_S = \left(\psi + \frac{\delta\phi}{1-\gamma} \right) x_b + \left(\Xi + \frac{\phi\epsilon}{1-\gamma} \right) x_S \end{cases}$$

Finally, since the new strand is labeled c , we need to rename the variables on strand a and strand b , namely substituting t_a and t_b by t_c , and changing y_a to y_c , x_b to x_c :

$$\begin{cases} y_c = \left(\beta + \frac{\alpha\delta}{1-\gamma} \right)_{t_a, t_b \rightarrow t_c} x_c + \left(\theta + \frac{\alpha\epsilon}{1-\gamma} \right)_{t_a, t_b \rightarrow t_c} x_S \\ y_S = \left(\psi + \frac{\delta\phi}{1-\gamma} \right)_{t_a, t_b \rightarrow t_c} x_c + \left(\Xi + \frac{\phi\epsilon}{1-\gamma} \right)_{t_a, t_b \rightarrow t_c} x_S \end{cases}$$

which is precisely the stitching formula for the matrix part.

To see that Γ is indeed a meta-monoid, we need to check the meta-associative condition. Recall that meta-associativity means that

$$\zeta \parallel m_b^{a,b} \parallel m_a^{b,c} = \zeta \parallel m_b^{b,c} \parallel m_a^{a,b}, \quad \zeta \in \Gamma_X.$$

In words, it says that stitching strand a to strand b and then strand b to strand c is the same as stitching strand b to strand c and then strand a to strand b . One can check meta-associativity by hand. However for our use later I will develop the formalism of stitching many strands at once, and then meta-associativity will follow as a special case. An impatient reader can just skim through the formulas presented in the next few pages and jump through Proposition 3.2.

Consider an element ζ of Γ_X given by

$$\zeta = \left(\begin{array}{c|c} \omega & X \\ \hline X & M \end{array} \right)$$

and given three vectors $\mathbf{a} = (a_1, a_2, \dots, a_n)$, $\mathbf{b} = (b_1, b_2, \dots, b_n)$, and $\mathbf{e} = (e_1, e_2, \dots, e_n)$ where $a_i, b_j, e_k \in X$. Suppose we want to stitch strand a_1 to b_1 and call the resulting strand e_1 , strand a_2 to b_2 and call the resulting strand e_2, \dots , strand a_n to b_n and call the resulting strand e_n in that order. So we have a composition of stitching operations

$$m_{e_1}^{a_1, b_1} \parallel m_{e_2}^{a_2, b_2} \parallel \dots \parallel m_{e_n}^{a_n, b_n}.$$

We denote the composition of these operations simply by $m_{\mathbf{e}}^{\mathbf{a}, \mathbf{b}}$. There are some conditions that $\mathbf{a}, \mathbf{b}, \mathbf{e}$ should satisfy. We describe those conditions by first putting $\mathbf{a}, \mathbf{b}, \mathbf{e}$ in a matrix

$$\begin{pmatrix} a_1 & a_2 & \cdots & a_n \\ b_1 & b_2 & \cdots & b_n \\ \hline e_1 & e_2 & \cdots & e_n \end{pmatrix}.$$

We require that $a_i \neq a_j$ and $b_i \neq b_j$ and $a_i \neq b_i$. The vector \mathbf{e} satisfies some straightforward consistency condition. For instance if we have a submatrix of the form

$$\begin{pmatrix} a_i & \cdots & a_j \\ b_i & \cdots & b_j \\ \hline c_i & \cdots & c_j \end{pmatrix}$$

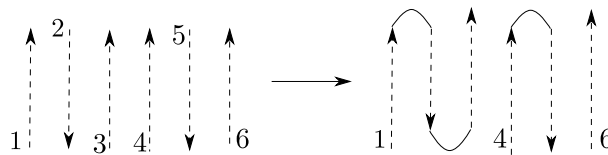
and $b_i = a_j$, then $c_i = c_j$. To avoid stitching the same component to itself, we do not allow submatrix of the form

$$\begin{pmatrix} a_i & \cdots & a_j \\ b_i & \cdots & b_j \end{pmatrix}$$

where (b_i, \dots, b_j) is a permutation of (a_i, \dots, a_j) . For instance, the following matrix

$$\begin{pmatrix} 1 & 2 & 4 \\ 2 & 3 & 5 \\ \hline 1 & 1 & 4 \end{pmatrix}$$

represents the following stitching sequence:



In order to describe the stitching-in-bulk formula it is convenient to rearrange the matrix part as

follows. Let $\mathbf{c} = X \setminus \mathbf{a}$ and $\mathbf{d} = X \setminus \mathbf{b}$, we can then rewrite ζ as

$$\left(\begin{array}{c|cc} \omega & \mathbf{a} & \mathbf{c} \\ \mathbf{b} & \gamma & \epsilon \\ \mathbf{d} & \phi & \Xi \end{array} \right).$$

As in the case of stitching, we describe the stitching-in-bulk formula in two steps, the algebraic manipulation step and the change-of-variable step. Now I will record and prove the stitching-in-bulk formula in the next proposition.

Proposition 3.1 (Stitching in Bulk). *With the above data we have*

$$\left(\begin{array}{c|cc} \omega & \mathbf{a} & \mathbf{c} \\ \mathbf{b} & \gamma & \epsilon \\ \mathbf{d} & \phi & \Xi \end{array} \right) \xrightarrow{m_{\mathbf{e}}^{\mathbf{a},\mathbf{b}}} \left(\begin{array}{c|c} \omega \det(I - \gamma) & \mathbf{c} \\ \mathbf{d} & \Xi + \phi(I - \gamma)^{-1}\epsilon \end{array} \right), \quad (3.2)$$

where I denotes the $n \times n$ identity matrix. To obtain the final result we relabel the vectors \mathbf{c}, \mathbf{d} using the rules $a_i, b_i \rightarrow e_i$ and we change the variables $t_{a_i}, t_{b_i} \rightarrow t_{e_i}$.

Proof. We will prove the formula by induction on the number n of strands being stitched. When $n = 1$, let us show that we recover the stitching formula (3.1). Suppose we want to stitch strand a to strand b , we first rearrange the matrix part as follows.

$$\left(\begin{array}{c|ccc} \omega & a & b & S \\ b & \gamma & \delta & \epsilon \\ a & \alpha & \beta & \theta \\ S & \phi & \psi & \Xi \end{array} \right).$$

Then under $m_c^{a,b}$ we have $\omega \mapsto \omega(1 - \gamma)$, and

$$\left(\begin{array}{c|cc} \omega(1 - \gamma) & b & S \\ a & \left(\begin{array}{cc} \beta & \theta \\ \psi & \Xi \end{array} \right) + \left(\begin{array}{c} \alpha \\ \phi \end{array} \right) (1 - \gamma)^{-1} \left(\begin{array}{cc} \delta & \epsilon \end{array} \right) \\ S & \psi + \frac{\delta\phi}{1-\gamma} & \Xi + \frac{\phi\epsilon}{1-\gamma} \end{array} \right) = \left(\begin{array}{c|cc} \omega(1 - \gamma) & b & S \\ a & \beta + \frac{\alpha\delta}{1-\gamma} & \theta + \frac{\alpha\epsilon}{1-\gamma} \\ S & \psi + \frac{\delta\phi}{1-\gamma} & \Xi + \frac{\phi\epsilon}{1-\gamma} \end{array} \right).$$

Then if we label the resulting strand c we need to make the substitutions $a \rightarrow c, b \rightarrow c, t_a \rightarrow t_c, t_b \rightarrow t_c$, which yields the stitching formula (3.1). Now for the induction step, we write $\mathbf{a} = (\mathbf{a}', a_n)$, $\mathbf{b} = (\mathbf{b}', b_n)$, and $\mathbf{e} = (\mathbf{e}', e_n)$ then from the inductive hypothesis $m_{\mathbf{e}'}^{\mathbf{a}',\mathbf{b}'}$ is given by

$$\left(\begin{array}{c|ccc} \omega & \mathbf{a}' & a_n & \mathbf{c} \\ \mathbf{b}' & \gamma_1 & \gamma_2 & \epsilon_1 \\ b_n & \gamma_3 & \gamma_4 & \epsilon_2 \\ \mathbf{d} & \phi_1 & \phi_2 & \Xi \end{array} \right) \xrightarrow{m_{\mathbf{e}'}^{\mathbf{a}',\mathbf{b}'}} \left(\begin{array}{c|cc} \omega \det(I - \gamma_1) & a_n & \mathbf{c} \\ b_n & \gamma_4 + \gamma_3(I - \gamma_1)^{-1}\gamma_2 & \epsilon_2 + \gamma_3(I - \gamma_1)^{-1}\epsilon_1 \\ \mathbf{d} & \phi_2 + \phi_1(I - \gamma_1)^{-1}\gamma_2 & \Xi + \phi_1(I - \gamma_1)^{-1}\epsilon_1 \end{array} \right).$$

To obtain $m_{\mathbf{e}}^{\mathbf{a},\mathbf{b}}$ we stitch strand a_n to strand b_n using formula (3.1) and the result is

$$\left(\begin{array}{c|c} \omega(1 - \gamma_4 - \gamma_3(I - \gamma_1)^{-1}\gamma_2) \det(I - \gamma_1) & \mathbf{c} \\ \mathbf{d} & \Xi + \phi_1(I - \gamma_1)^{-1}\epsilon_1 + \frac{(\phi_2 + \phi_1(I - \gamma_1)^{-1}\gamma_2)(\epsilon_2 + \gamma_3(I - \gamma_1)^{-1}\epsilon_1)}{1 - \gamma_4 - \gamma_3(I - \gamma_1)^{-1}\gamma_2} \end{array} \right).$$

To finish the induction step we need to show that the above is the same as

$$\left(\begin{array}{c|c} \omega \det \left[I - \begin{pmatrix} \gamma_1 & \gamma_2 \\ \gamma_3 & \gamma_4 \end{pmatrix} \right] & \mathbf{c} \\ \hline \mathbf{d} & \Xi + \begin{pmatrix} \phi_1 & \phi_2 \end{pmatrix} \left(I - \begin{pmatrix} \gamma_1 & \gamma_2 \\ \gamma_3 & \gamma_4 \end{pmatrix} \right)^{-1} \begin{pmatrix} \epsilon_1 \\ \epsilon_2 \end{pmatrix} \end{array} \right).$$

For that we record the following elementary result from linear algebra (see [Pow11])

Lemma 3.2 ([Pow11]). *Consider the block matrix*

$$\begin{pmatrix} A & B \\ C & D \end{pmatrix}$$

where A and D are square matrices not necessarily of the same size and D is invertible. Then

$$\det \begin{pmatrix} A & B \\ C & D \end{pmatrix} = \det(A - BD^{-1}C) \det(D).$$

Proof of lemma. It is easy to check that

$$\begin{pmatrix} A & B \\ C & D \end{pmatrix} \begin{pmatrix} I & 0 \\ -D^{-1}C & I \end{pmatrix} = \begin{pmatrix} A - BD^{-1}C & B \\ 0 & D \end{pmatrix}.$$

Now taking the determinant of both sides and using the fact that the determinant of a block triangular matrix is the product of the determinants of the diagonal blocks (one can prove this by induction) we obtain the required identity. \square

Back to our proof, from the above lemma we have that

$$\begin{aligned} \det \left[I - \begin{pmatrix} \gamma_1 & \gamma_2 \\ \gamma_3 & \gamma_4 \end{pmatrix} \right] &= \det \begin{pmatrix} I - \gamma_1 & -\gamma_2 \\ -\gamma_3 & 1 - \gamma_4 \end{pmatrix} = \det \begin{pmatrix} 1 - \gamma_4 & -\gamma_3 \\ -\gamma_2 & I - \gamma_1 \end{pmatrix} \\ &= \det(1 - \gamma_4 - \gamma_3(I - \gamma_1)^{-1}\gamma_2) \det(I - \gamma_1), \end{aligned}$$

which agrees with the scalar part. Now for the matrix part, we have to show that

$$\begin{pmatrix} I - \gamma_1 & -\gamma_2 \\ -\gamma_3 & 1 - \gamma_4 \end{pmatrix}^{-1} = \begin{pmatrix} (I - \gamma_1)^{-1} + \frac{(I - \gamma_1)^{-1}\gamma_2\gamma_3(I - \gamma_1)^{-1}}{1 - \gamma_4 - \gamma_3(I - \gamma_1)^{-1}\gamma_2} & \frac{(I - \gamma_1)^{-1}\gamma_2}{1 - \gamma_4 - \gamma_3(I - \gamma_1)^{-1}\gamma_2} \\ \frac{\gamma_3(I - \gamma_1)^{-1}}{1 - \gamma_4 - \gamma_3(I - \gamma_1)^{-1}\gamma_2} & \frac{1}{1 - \gamma_4 - \gamma_3(I - \gamma_1)^{-1}\gamma_2} \end{pmatrix},$$

which we can verify directly by computing the products of matrices. Finally we change the labels and the variables in a straightforward manner. \square

Remark 3.2. Let me present a heuristic argument to arrive at formula (3.2). Using the linear algebra interpretation the matrix part gives us the system of equations

$$\begin{cases} y_{\mathbf{b}} = \gamma x_{\mathbf{a}} + \epsilon x_{\mathbf{c}}, \\ y_{\mathbf{d}} = \phi x_{\mathbf{a}} + \Xi x_{\mathbf{c}}. \end{cases}$$

Now the stitching instruction yields the equation $y_{\mathbf{b}} = x_{\mathbf{a}}$. Thus the first equation becomes

$$x_{\mathbf{a}} = \gamma x_{\mathbf{a}} + \epsilon x_{\mathbf{c}}, \quad \text{or} \quad x_{\mathbf{a}} = (I - \gamma)^{-1} \epsilon x_{\mathbf{c}}.$$

Plugging it in the second equation we obtain

$$y_{\mathbf{d}} = (\Xi + \phi(I - \gamma)^{-1} \epsilon) x_{\mathbf{c}},$$

as required. I then obtain the following corollary.

Corollary 3.1. *When $a_i \neq b_j$ for $1 \leq i, j \leq n$, we have the following stitching formula*

$$\left(\begin{array}{c|ccc} \omega & \mathbf{a} & \mathbf{b} & S \\ \mathbf{a} & \alpha & \beta & \theta \\ \mathbf{b} & \gamma & \delta & \epsilon \\ S & \phi & \psi & \Xi \end{array} \right) \xrightarrow{m_{\mathbf{c}}^{\mathbf{a}, \mathbf{b}}} \left(\begin{array}{c|cc} \det(I - \gamma)\omega & \mathbf{c} & S \\ \mathbf{c} & \beta + \alpha(I - \gamma)^{-1}\delta & \theta + \alpha(I - \gamma)^{-1}\epsilon \\ S & \psi + \phi(I - \gamma)^{-1}\delta & \Xi + \phi(I - \gamma)^{-1}\epsilon \end{array} \right)_{t_{\mathbf{a}}, t_{\mathbf{b}} \rightarrow t_{\mathbf{c}}}. \quad (3.3)$$

Here $t_{\mathbf{a}} = (t_{a_1}, \dots, t_{a_n})$ and similarly for $t_{\mathbf{b}}$ and $t_{\mathbf{c}}$.

Proof. This is a straightforward application of formula (3.2) and we leave the details to the readers. \square

From the stitching-in-bulk formula (3.2) I also obtain the following result.

Proposition 3.2. *The order in which one performs the stitching operations does not matter. More precisely, suppose that we have a sequence of stitching operations*

$$m_{\mathbf{e}}^{\mathbf{a}, \mathbf{b}} = m_{e_1}^{a_1, b_1} \parallel m_{e_2}^{a_2, b_2} \parallel \dots \parallel m_{e_n}^{a_n, b_n}.$$

Then permuting the stitching operations does not change the result.

Proof. From formula (3.2) we see that switching two stitching operations amounts to switching the corresponding labels in \mathbf{b} and \mathbf{a} , which in turn will switch the corresponding columns of γ and ϵ and the corresponding rows of γ and ϕ . The matrix Ξ stays unchanged. Therefore

$$\Xi + \phi(I - \gamma)^{-1} \epsilon$$

will be invariant. For the scalar part, since we switch the rows and columns of γ of the same indices, we preserve I and the determinant is unchanged. (One can make the argument more precise using permutation matrices.) \square

Corollary 3.2 ([BNS13, BN15a]). *Γ -calculus satisfies meta-associativity.*

Proof. Let me illustrate Proposition 3.2 in the concrete case of meta-associativity. Suppose that

$$\zeta = \left(\begin{array}{c|ccc} \omega & 1 & 2 & 3 & S \\ 1 & \alpha_{11} & \alpha_{12} & \alpha_{13} & \theta_1 \\ 2 & \alpha_{21} & \alpha_{22} & \alpha_{23} & \theta_2 \\ 3 & \alpha_{31} & \alpha_{32} & \alpha_{33} & \theta_3 \\ S & \phi_1 & \phi_2 & \phi_3 & \Xi \end{array} \right).$$

To stitch strand 1 to strand 2 and strand 2 to strand 3 we rewrite ζ as

$$\left(\begin{array}{c|ccc} \omega & 1 & 2 & 3 & S \\ \hline 2 & \alpha_{21} & \alpha_{22} & \alpha_{23} & \theta_2 \\ 3 & \alpha_{31} & \alpha_{32} & \alpha_{33} & \theta_3 \\ 1 & \alpha_{11} & \alpha_{12} & \alpha_{13} & \theta_1 \\ S & \phi_1 & \phi_2 & \phi_3 & \Xi \end{array} \right).$$

Then $\zeta \parallel m_1^{1,2} \parallel m_1^{1,3}$ is given by

$$\left(\begin{array}{c|ccc} \omega \det \begin{pmatrix} 1 - \alpha_{21} & -\alpha_{22} \\ -\alpha_{31} & 1 - \alpha_{32} \end{pmatrix} & 1 & & S \\ \hline 1 & \begin{pmatrix} \alpha_{13} & \theta_1 \\ \phi_3 & \Xi \end{pmatrix} + \begin{pmatrix} \alpha_{11} & \alpha_{12} \\ \phi_1 & \phi_2 \end{pmatrix} \begin{pmatrix} 1 - \alpha_{21} & -\alpha_{22} \\ -\alpha_{31} & 1 - \alpha_{32} \end{pmatrix}^{-1} \begin{pmatrix} \alpha_{23} & \theta_2 \\ \alpha_{33} & \theta_3 \end{pmatrix} & & \\ S & & & \end{array} \right)_{t_2, t_3 \rightarrow t_1}.$$

Similarly $\zeta \parallel m_2^{2,3} \parallel m_1^{1,2}$ is given by

$$\left(\begin{array}{c|ccc} \omega \det \begin{pmatrix} 1 - \alpha_{32} & -\alpha_{31} \\ -\alpha_{22} & 1 - \alpha_{21} \end{pmatrix} & 1 & & S \\ \hline 1 & \begin{pmatrix} \alpha_{13} & \theta_1 \\ \phi_3 & \Xi \end{pmatrix} + \begin{pmatrix} \alpha_{12} & \alpha_{11} \\ \phi_2 & \phi_1 \end{pmatrix} \begin{pmatrix} 1 - \alpha_{32} & -\alpha_{31} \\ -\alpha_{22} & 1 - \alpha_{21} \end{pmatrix}^{-1} \begin{pmatrix} \alpha_{33} & \theta_3 \\ \alpha_{23} & \theta_2 \end{pmatrix} & & \\ S & & & \end{array} \right)_{t_2, t_3 \rightarrow t_1}.$$

Observe that

$$\begin{aligned} & \begin{pmatrix} \alpha_{12} & \alpha_{11} \\ \phi_2 & \phi_1 \end{pmatrix} \begin{pmatrix} 1 - \alpha_{32} & -\alpha_{31} \\ -\alpha_{22} & 1 - \alpha_{21} \end{pmatrix}^{-1} \begin{pmatrix} \alpha_{33} & \theta_3 \\ \alpha_{23} & \theta_2 \end{pmatrix} \\ &= \begin{pmatrix} \alpha_{11} & \alpha_{12} \\ \phi_1 & \phi_2 \end{pmatrix} \begin{pmatrix} 0 & 1 \\ 1 & 0 \end{pmatrix} \begin{pmatrix} 1 - \alpha_{32} & -\alpha_{31} \\ -\alpha_{22} & 1 - \alpha_{21} \end{pmatrix}^{-1} \begin{pmatrix} 0 & 1 \\ 1 & 0 \end{pmatrix} \begin{pmatrix} \alpha_{23} & \theta_2 \\ \alpha_{33} & \theta_3 \end{pmatrix} \\ &= \begin{pmatrix} \alpha_{11} & \alpha_{12} \\ \phi_1 & \phi_2 \end{pmatrix} \begin{pmatrix} 1 - \alpha_{21} & -\alpha_{22} \\ -\alpha_{31} & 1 - \alpha_{32} \end{pmatrix}^{-1} \begin{pmatrix} \alpha_{23} & \theta_2 \\ \alpha_{33} & \theta_3 \end{pmatrix}. \end{aligned}$$

Thus it follows that

$$\zeta \parallel m_1^{1,2} \parallel m_1^{1,3} = \zeta \parallel m_2^{2,3} \parallel m_1^{1,2}.$$

This establishes the meta-associative property. \square

The other axioms of a meta-monoid are straightforward to verify. Thus Γ is indeed a meta-monoid. The meta-monoid Γ is called the *Gassner Calculus* or Γ -*Calculus*, for reasons which will be clear below (Proposition 3.7).

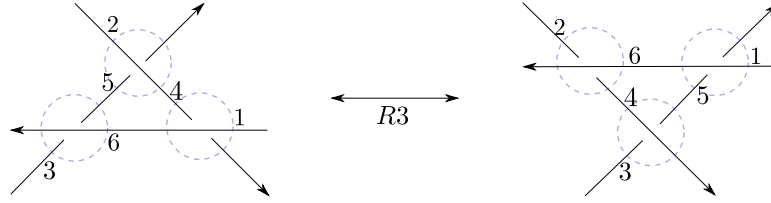
Our interpretation of stitching implicitly uses a relationship between the meta-monoids \mathcal{W} of w-tangles and Γ -calculus. From Proposition 2.1 in order to define a meta-monoid homomorphism $\varphi : \mathcal{W} \rightarrow \Gamma$ we only need to specify the images of the crossings in Γ -calculus and verify the relations $R2$, $R3$ and OC .

Proposition 3.3 ([BNS13, Hal16]). *There is a meta-monoid homomorphism φ from the meta-monoid \mathcal{W}*

of w -tangles to Γ -calculus given by

$$\varphi(R_{a,b}^{\pm}) = \left(\begin{array}{c|cc} 1 & a & b \\ \hline a & 1 & 1 - t_a^{\pm 1} \\ b & 0 & t_a^{\pm} \end{array} \right).$$

Proof. Let us check the Reidemeister $R3$ move and leave the other relations as exercises



In the language of meta-monoids we need to show that

$$\varphi(R_{1,4}^+ R_{2,5}^+ R_{6,3}^-) \parallel m_1^{1,6} \parallel m_2^{2,4} \parallel m_3^{3,5} = \varphi(R_{1,5}^- R_{4,3}^+ R_{6,2}^+) \parallel m_1^{1,6} \parallel m_2^{2,4} \parallel m_3^{3,5}.$$

Let us first compute the left hand side. The image of $R_{1,4}^+ R_{2,5}^+ R_{6,3}^-$ under φ is

$$\left(\begin{array}{c|cccccc} 1 & 1 & 2 & 3 & 4 & 5 & 6 \\ \hline 1 & 1 & 0 & 0 & 1 - t_1 & 0 & 0 \\ 2 & 0 & 1 & 0 & 0 & 1 - t_2 & 0 \\ 3 & 0 & 0 & t_6^{-1} & 0 & 0 & 0 \\ 4 & 0 & 0 & 0 & t_1 & 0 & 0 \\ 5 & 0 & 0 & 0 & 0 & t_2 & 0 \\ 6 & 0 & 0 & 1 - t_6^{-1} & 0 & 0 & 1 \end{array} \right).$$

To perform all the stitching operations at once we rearrange the rows and columns as follows.

$$\left(\begin{array}{c|cccccc} 1 & 1 & 2 & 3 & 4 & 5 & 6 \\ \hline 6 & 0 & 0 & 1 - t_6^{-1} & 0 & 0 & 1 \\ 4 & 0 & 0 & 0 & t_1 & 0 & 0 \\ 5 & 0 & 0 & 0 & 0 & t_2 & 0 \\ 1 & 1 & 0 & 0 & 1 - t_1 & 0 & 0 \\ 2 & 0 & 1 & 0 & 0 & 1 - t_2 & 0 \\ 3 & 0 & 0 & t_6^{-1} & 0 & 0 & 0 \end{array} \right).$$

Then according to formula (3.2), the left hand side is given by

$$\left(\begin{array}{c|ccc} 1 & 4 & 5 & 6 \\ \hline 1 & 1 - t_1 & t_2 - \frac{t_2}{t_6} & 1 \\ 2 & t_1 & 1 - t_2 & 0 \\ 3 & 0 & \frac{t_2}{t_6} & 0 \end{array} \right).$$

According to the relabeling we relabel $4 \rightarrow 2, 5 \rightarrow 3, 6 \rightarrow 1$ and $t_4 \rightarrow t_2, t_5 \rightarrow t_3, t_6 \rightarrow t_1$ to obtain

$$\left(\begin{array}{c|ccc} 1 & 2 & 3 & 1 \\ \hline 1 & 1-t_1 & t_2 - \frac{t_2}{t_1} & 1 \\ 2 & t_1 & 1-t_2 & 0 \\ 3 & 0 & \frac{t_2}{t_1} & 0 \end{array} \right).$$

Finally we rearrange the columns

$$\left(\begin{array}{c|ccc} 1 & 1 & 2 & 3 \\ \hline 1 & 1 & 1-t_1 & t_2 - \frac{t_2}{t_1} \\ 2 & 0 & t_1 & 1-t_2 \\ 3 & 0 & 0 & \frac{t_2}{t_1} \end{array} \right).$$

We leave it as an exercise to show that the right hand side also yields the same result. \square

Mathematica[®]. One advantage of Γ -calculus is its easy implementation on a computer. Our implementation is done through Mathematica. A reader with Mathematica can just get the entire notebook from <http://www.math.toronto.edu/vohuan/> and run it directly. The version of Γ -calculus that we present is a slightly modified form of the original program, which can be found <http://drorbn.net/AcademicPensieve/2015-07/PolyPoly/nb/Demo.pdf>. Let us briefly go through the program. First we write a container that will display Γ -calculus in a nice format. This is mostly for aesthetic purpose.

```

GammaCollect[Gamma[w_, lambda_]] := Gamma[Simplify[w],
  Collect[lambda, x_, Collect[#, y_, Factor] &]];
Format[Gamma[w_, lambda_]] := Module[{S, M},
  S = Union@Cases[Gamma[w, lambda], (x | y)_a_ -> a, Infinity];
  M = Outer[Factor[D[x#1 y#2 lambda] &, S, S];
  M = Prepend[M, y# & /@ S] // Transpose;
  M = Prepend[M, Prepend[x# & /@ S, w]];
  M // MatrixForm];

```

The container Γ takes as input a rational function ω and a matrix λ . Here λ is given as a bilinear form

$$\lambda = y_{\mathbf{a}}^t M x_{\mathbf{a}} = \sum_{i,j \in \mathbf{a}} m_{ij} y_i x_j.$$

where the vector \mathbf{a} is the labels of the strands and $M = (m_{i,j})_{i,j \in \mathbf{a}}$. Note that here we use y to label the rows and x to label the columns. So for instance, the following input

$$\Gamma\left[\omega, \{\mathbf{y}_a, \mathbf{y}_b\} \cdot \begin{pmatrix} g_{11} & g_{12} \\ g_{21} & g_{22} \end{pmatrix} \cdot \{\mathbf{x}_a, \mathbf{x}_b\}\right]$$

produces

$$\begin{pmatrix} \omega & x_a & x_b \\ y_a & g_{11} & g_{12} \\ y_b & g_{21} & g_{22} \end{pmatrix}$$

Now we include the main bulk of the program, which is the subroutine that executes stitching together with the definitions of the crossings.

$$\begin{aligned}
\Gamma & /: \Gamma[\omega 1_-, \lambda 1_-] \Gamma[\omega 2_-, \lambda 2_-] := \Gamma[\omega 1 * \omega 2, \lambda 1 + \lambda 2]; \\
\mathbf{m}_{a_-, e_- \rightarrow c_-}[\Gamma[\omega_-, \lambda_-]] & := \mathbf{Module} \left[\{ \alpha, \beta, \gamma, \delta, \theta, \epsilon, \phi, \psi, \Xi, \mu \}, \right. \\
& \left. \begin{pmatrix} \alpha & \beta & \theta \\ \gamma & \delta & \epsilon \\ \phi & \psi & \Xi \end{pmatrix} = \begin{pmatrix} \partial_{y_a, x_a} \lambda & \partial_{y_a, x_e} \lambda & \partial_{y_a} \lambda \\ \partial_{y_e, x_a} \lambda & \partial_{y_e, x_e} \lambda & \partial_{y_e} \lambda \\ \partial_{x_a} \lambda & \partial_{x_e} \lambda & \lambda \end{pmatrix} / . (\mathbf{y} | \mathbf{x})_{a|e} \rightarrow 0; \right. \\
& \Gamma \left[(\mu = 1 - \gamma) \omega, \{ \mathbf{y}_c, 1 \} \cdot \begin{pmatrix} \beta + \alpha \delta / \mu & \theta + \alpha \epsilon / \mu \\ \psi + \delta \phi / \mu & \Xi + \phi \epsilon / \mu \end{pmatrix} \cdot \{ \mathbf{x}_c, 1 \} \right] \\
& \left. / . \{ \mathbf{t}_a \rightarrow \mathbf{t}_c, \mathbf{t}_e \rightarrow \mathbf{t}_c \} // \Gamma \mathbf{Collect} \right]; \\
\mathbf{R}_{a_-, e_-}^+ & := \Gamma \left[1, \{ \mathbf{y}_a, \mathbf{y}_e \} \cdot \begin{pmatrix} 1 & 1 - \mathbf{t}_a \\ 0 & \mathbf{t}_a \end{pmatrix} \cdot \{ \mathbf{x}_a, \mathbf{x}_e \} \right]; \\
\mathbf{R}_{a_-, e_-}^- & := \mathbf{R}_{a_-, e_-}^+ / . \mathbf{t}_a \rightarrow 1 / \mathbf{t}_a;
\end{aligned}$$

Let us check the meta-associativity condition. Meta-associativity involves three strands in a tangle, so we input a matrix with a 3×3 minor singled out together with the meta-associativity equation

$$\begin{aligned}
\mathcal{L} & = \Gamma \left[\omega, \{ \mathbf{y}_1, \mathbf{y}_2, \mathbf{y}_3, \mathbf{y}_s \} \cdot \begin{pmatrix} \alpha_{11} & \alpha_{12} & \alpha_{13} & \theta_1 \\ \alpha_{21} & \alpha_{22} & \alpha_{23} & \theta_2 \\ \alpha_{31} & \alpha_{32} & \alpha_{33} & \theta_3 \\ \phi_1 & \phi_2 & \phi_3 & \Xi \end{pmatrix} \cdot \{ \mathbf{x}_1, \mathbf{x}_2, \mathbf{x}_3, \mathbf{x}_s \} \right] \\
(\mathcal{L} // \mathbf{m}_{1,2 \rightarrow 1} // \mathbf{m}_{1,3 \rightarrow 1}) & == (\mathcal{L} // \mathbf{m}_{2,3 \rightarrow 2} // \mathbf{m}_{1,2 \rightarrow 1})
\end{aligned}$$

The output is

$$\begin{pmatrix} \omega & x_1 & x_2 & x_3 & x_s \\ y_1 & \alpha_{11} & \alpha_{12} & \alpha_{13} & \theta_1 \\ y_2 & \alpha_{21} & \alpha_{22} & \alpha_{23} & \theta_2 \\ y_3 & \alpha_{31} & \alpha_{32} & \alpha_{33} & \theta_3 \\ y_s & \phi_1 & \phi_2 & \phi_3 & \Xi \end{pmatrix}$$

True

as expected. Next we check the Reidemeister III relation. Its left hand side is

$$\mathbf{R}_{1,4}^+ \mathbf{R}_{2,5}^+ \mathbf{R}_{6,3}^- // \mathbf{m}_{1,6 \rightarrow 1} // \mathbf{m}_{2,4 \rightarrow 2} // \mathbf{m}_{3,5 \rightarrow 3}$$

and the output is

$$\begin{pmatrix} 1 & x_1 & x_2 & x_3 \\ y_1 & 1 & 1 - t_1 & \frac{(-1+t_1)t_2}{t_1} \\ y_2 & 0 & t_1 & 1 - t_2 \\ y_3 & 0 & 0 & \frac{t_2}{t_1} \end{pmatrix}$$

Its right hand side is

$$\mathbf{R}_{1,4}^- \mathbf{R}_{5,2}^+ \mathbf{R}_{6,3}^+ // \mathbf{m}_{1,5 \rightarrow 1} // \mathbf{m}_{2,6 \rightarrow 2} // \mathbf{m}_{3,4 \rightarrow 3}$$

and the output is

$$\begin{pmatrix} 1 & x_1 & x_2 & x_3 \\ y_1 & 1 & 1 - t_1 & \frac{(-1+t_1)t_2}{t_1} \\ y_2 & 0 & t_1 & 1 - t_2 \\ y_3 & 0 & 0 & \frac{t_2}{t_1} \end{pmatrix}$$

as expected. For the Reidemeister II move we look at

$$R_{i,j}^+ R_{k,1}^- // m_{i,k \rightarrow i} // m_{j,1 \rightarrow j}$$

which yields

$$\begin{pmatrix} 1 & x_i & x_j \\ y_i & 1 & 0 \\ y_j & 0 & 1 \end{pmatrix}$$

as required. For the OC relation we want to verify

$$R_{4,2}^+ R_{1,3}^+ // m_{1,4 \rightarrow 1} == R_{4,3}^+ R_{1,2}^+ // m_{1,4 \rightarrow 1}$$

Both sides yield

$$\begin{pmatrix} 1 & x_1 & x_2 & x_3 \\ y_1 & 1 & 1 - t_1 & 1 - t_1 \\ y_2 & 0 & t_1 & 0 \\ y_3 & 0 & 0 & t_1 \end{pmatrix}$$

as expected.

Example 3.1. Consider the long w -knots L and L' given by



In the language of meta-monoids, L has the description

$$L = R_{1,3}^- R_{4,2}^+ // m_1^{1,2} // m_1^{1,3} // m_1^{1,4}.$$

Then its invariant in Γ -calculus is

$$\varphi(L) = \left(\begin{array}{c|c} 2 - t_1^{-1} & 1 \\ \hline 1 & 1 \end{array} \right).$$

In the language of meta-monoids, L' has the description

$$L' = R_{1,3}^+ R_{4,2}^- // m_1^{1,2} // m_1^{1,3} // m_1^{1,4}.$$

So its invariant in Γ -calculus is

$$\varphi(L') = \left(\begin{array}{c|c} 2 - t_1 & 1 \\ \hline 1 & 1 \end{array} \right).$$

Thus L and L' are not equivalent as long w -knots and are non-trivial. (However when we close L and L' by joining the two endpoints we obtain the trivial (closed) knot.) ♣

Observe that Proposition 2.1 gives an inductive framework to prove properties for w -tangles. Namely, one first check the property for the crossings, and then show that the property still holds under disjoint union and stitching. Let me illustrate this method with an important property of w -tangles.

Proposition 3.4 ([BN14b]). *Let T be a w -tangle whose components are labeled by the set X and*

$$\varphi(T) = \left(\begin{array}{c|cc} \omega & X & \\ \hline X & & M \end{array} \right).$$

Then the sum of the entries in each column of M is 1.

Proof. The property clearly holds for crossings and is preserved under disjoint union. So we only need to show that it is invariant under stitching:

$$\left(\begin{array}{c|ccc} \omega & a & b & S \\ \hline a & \alpha & \beta & \theta \\ b & \gamma & \delta & \epsilon \\ S & \phi & \psi & \Xi \end{array} \right) \xrightarrow{m_c^{a,b}} \left(\begin{array}{c|cc} (1-\gamma)\omega & c & S \\ \hline c & \beta + \frac{\alpha\delta}{1-\gamma} & \theta + \frac{\alpha\epsilon}{1-\gamma} \\ S & \psi + \frac{\delta\phi}{1-\gamma} & \Xi + \frac{\phi\epsilon}{1-\gamma} \end{array} \right)_{t_a, t_b \rightarrow t_c}.$$

Assume that the property is true for the matrix on the left, i.e.

$$\begin{cases} \alpha + \gamma + \langle \phi \rangle = 1 \\ \beta + \delta + \langle \psi \rangle = 1 \\ \theta + \epsilon + \langle \Xi \rangle = \mathbf{1}, \end{cases}$$

where $\mathbf{1}$ denotes a row vector whose each entry is 1 and $\langle c \rangle$ of a column vector c means taking the sum of the entries. For the case of Ξ , we apply $\langle \cdot \rangle$ to each column to obtain a row vector. Then we have

$$\beta + \frac{\delta\alpha}{1-\gamma} + \langle \psi \rangle + \frac{\delta\langle \phi \rangle}{1-\gamma} = 1 - \delta + \frac{\delta(\alpha + \langle \phi \rangle)}{1-\gamma} = 1 - \delta + \frac{\delta(1-\gamma)}{1-\gamma} = 1,$$

and

$$\theta + \frac{\alpha\epsilon}{1-\gamma} + \langle \Xi \rangle + \frac{\langle \phi \rangle \epsilon}{1-\gamma} = \mathbf{1} - \epsilon + \frac{(\alpha + \langle \phi \rangle)\epsilon}{1-\gamma} = \mathbf{1} - \epsilon + \frac{(1-\gamma)\epsilon}{1-\gamma} = \mathbf{1},$$

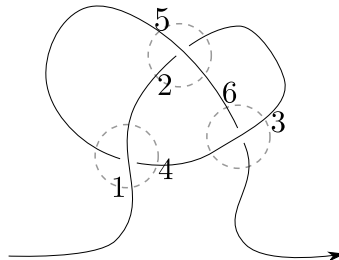
as required. □

As a corollary we have that when K is a long w -knot the matrix part is 1, so only the scalar part is interesting, i.e.

$$\varphi(K) = \left(\begin{array}{c|c} \omega_K & 1 \\ \hline 1 & 1 \end{array} \right),$$

where we denote the scalar part by ω_K .

Example 3.2. Let us look at the long trefoil K



Its meta-monoid description is given by

$$R_{1,4}^+ R_{5,2}^+ R_{3,6}^+ \parallel m_1^{1,2} \parallel m_1^{1,3} \parallel m_1^{1,4} \parallel m_1^{1,5} \parallel m_1^{1,6}.$$

The image of $R_{1,4}^+ R_{5,2}^+ R_{3,6}^+$ under φ is

$$\left(\begin{array}{c|cccccc} 1 & 1 & 2 & 3 & 4 & 5 & 6 \\ \hline 1 & 1 & 0 & 0 & 1-t_1 & 0 & 0 \\ 2 & 0 & t_5 & 0 & 0 & 0 & 0 \\ 3 & 0 & 0 & 1 & 0 & 0 & 1-t_3 \\ 4 & 0 & 0 & 0 & t_1 & 0 & 0 \\ 5 & 0 & 1-t_5 & 0 & 0 & 1 & 0 \\ 6 & 0 & 0 & 0 & 0 & 0 & t_3 \end{array} \right).$$

After we perform all the stitching operations the matrix part is 1 and the scalar part by formula (3.2) is the determinant of the matrix $I - \gamma$, where γ is obtained by removing the first row and the last column of the above matrix, i.e.

$$\omega_K = \det \left(\begin{array}{ccccc} 1 & -t_5 & 0 & 0 & 0 \\ 0 & 1 & -1 & 0 & 0 \\ 0 & 0 & 1 & -t_1 & 0 \\ 0 & t_5 - 1 & 0 & 1 & -1 \\ 0 & 0 & 0 & 0 & 1 \end{array} \right)_{t_5 \rightarrow t_1} = 1 - t + t^2,$$

which one recognizes to be the Alexander polynomial of the trefoil (Proposition 3.8). ♣

As another application of the stitching-in-bulk formula (3.2), observe that a priori, the scalar ω and the matrix entries are rational functions. However, it turns out that for a w-tangle ω is a Laurent polynomial, as shown in the following proposition.

Proposition 3.5 ([BN14b]). *Let T be a w-tangle with scalar part ω and matrix part M , then ω is a Laurent polynomial and ωM is a matrix whose entries are Laurent polynomials.*

Proof. One can obtain T starting with a collection of crossings and then stitching all these crossings at once using formula (3.2). Observe that when we take the disjoint union of crossings, the matrix part consists of Laurent polynomials (since each crossing is) and the scalar part is 1. Then after stitching the scalar part becomes $\det(I - \gamma)$ where γ is specified by the stitching instruction. Since γ consists of Laurent polynomials, $\det(I - \gamma)$ is a Laurent polynomials, thus ω is a polynomial. Now for the other property, we look at

$$\omega \det(I - \gamma)(\Xi + \phi(I - \gamma)^{-1}\epsilon).$$

All the matrices have Laurent polynomial entries, except for $(I - \gamma)^{-1}$. Recall that $(I - \gamma)^{-1}$ can be computed by dividing its adjugate (which are Laurent polynomials) by $\det(I - \gamma)$. Therefore multiplying with $\det(I - \gamma)$ removes the denominator, and so the resulting entries are Laurent polynomials. □

Example 3.3. Let us compute the invariant for the tangle T given by.

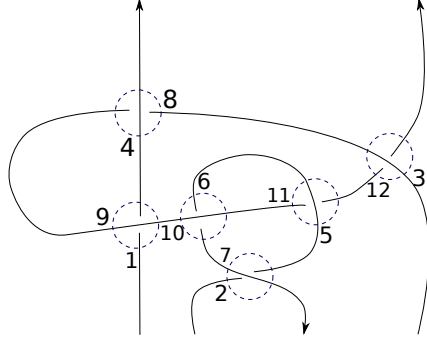


Figure 3.1: A tangle.

As a disjoint union of crossings, T is given as follows

$$R_{7,2}^+ R_{10,6}^- R_{5,11}^- R_{3,12}^- R_{4,8}^+ R_{9,1}^+ \parallel m_1^{1,4} \parallel m_2^{2,5} \parallel m_2^{2,6} \parallel m_2^{2,7} \parallel m_3^{3,8} \parallel m_3^{3,9} \parallel m_3^{3,10} \parallel m_3^{3,11} \parallel m_3^{3,12}.$$

Using Mathematica we obtain its invariant in Γ -calculus:

$$\left(\begin{array}{c|ccc} \left(\frac{t_2-1}{t_3} + 1 \right) (t_3 - t_1 (t_3 - 1)) & 1 & 2 & 3 \\ \hline 1 & -\frac{t_3}{t_3 t_1 - t_1 - t_3} & \frac{(t_1-1)(t_3-1)t_3}{(t_2+t_3-1)(t_3 t_1 - t_1 - t_3)} & -\frac{(t_1-1)(t_3 t_2 - t_2 - 2t_3 + 1)}{(t_2+t_3-1)(t_3 t_1 - t_1 - t_3)} \\ 2 & 0 & \frac{t_2}{t_2+t_3-1} & \frac{t_2-1}{t_2+t_3-1} \\ 3 & \frac{t_1(t_3-1)}{t_3 t_1 - t_1 - t_3} & -\frac{t_1(t_3-1)}{(t_2+t_3-1)(t_3 t_1 - t_1 - t_3)} & \frac{t_1 t_3^2 - t_3^2 - 3t_1 t_3 + t_1 t_2 t_3 - t_2 t_3 + 2t_3 + t_1 - t_1 t_2 + t_2 - 1}{(t_2+t_3-1)(t_3 t_1 - t_1 - t_3)} \end{array} \right).$$


If we multiply the matrix part with the scalar part then we get

$$\left(\begin{array}{ccc} -1 + t_2 + t_3 & -1 + t_1 + t_3 - t_1 t_3 & t_2 t_1 - \frac{t_2 t_1}{t_3} + \frac{t_1}{t_3} - 2t_1 - t_2 + \frac{t_2}{t_3} - \frac{1}{t_3} + 2 \\ 0 & -t_1 t_2 + \frac{t_1 t_2}{t_3} + t_2 & -t_2 t_1 + \frac{t_2 t_1}{t_3} - \frac{t_1}{t_3} + t_1 + t_2 - 1 \\ -t_2 t_1 - t_3 t_1 + \frac{t_2 t_1}{t_3} - \frac{t_1}{t_3} + 2t_1 & t_1 - \frac{t_1}{t_3} & -t_2 t_1 - t_3 t_1 + \frac{t_2 t_1}{t_3} - \frac{t_1}{t_3} + 3t_1 + t_2 + t_3 - \frac{t_2}{t_3} + \frac{1}{t_3} - 2 \end{array} \right).$$

The fact that each entry is a Laurent polynomial suggests that it might be possible to categorify the invariant. ♣

3.2 The Gassner Representation of String Links

In this section we restrict Γ -calculus to string links (compare with [KLW01]). Given a positive integer n , fix n points in the interior of the 2-disk p_1, \dots, p_n . A *string link of n components* is a smooth, proper, oriented 1-dimensional submanifold of $D^2 \times [0, 1]$ homeomorphic to the disjoint union of n intervals such that the initial point of each interval coincides with some $p_i \times \{0\}$ and the endpoint coincides with $p_j \times \{1\}$. Two string links are *equivalent* (or *isotopic*) if they are related by a sequence of $R2$ and $R3$ moves (or equivalently if there is a smooth family of string links interpolating between the two. We did not impose the Reidemeister move $R1$ because technically we are working with framed string links.) In our setting the string links are *labeled*, i.e. each component is labeled with an element from some set of labels X . An example of a string link is as follows.



In the figure the orientation is such that the components run from the bottom to the top of the diagram. Given a labeled string link β , the labels of the components yield a labeling of the bottom endpoints and top endpoints. Suppose that the bottom endpoints of β are labeled by a_1, a_2, \dots, a_n and the top endpoints of β are labeled by b_1, b_2, \dots, b_n (where we read the endpoints from left to right). The labeling of the endpoints yields a permutation ρ given by

$$a_i \parallel \rho = b_i, \quad 1 \leq i \leq n.$$

Note that here permutations act on the right. We call ρ the *permutation induced by β* . To simplify notation, for a vector $\mathbf{a} = (a_1, \dots, a_n)$ we denote

$$\mathbf{a}\rho := \mathbf{a} \parallel \rho = (a_1\rho, a_2\rho, \dots, a_n\rho) = (b_1, b_2, \dots, b_n).$$

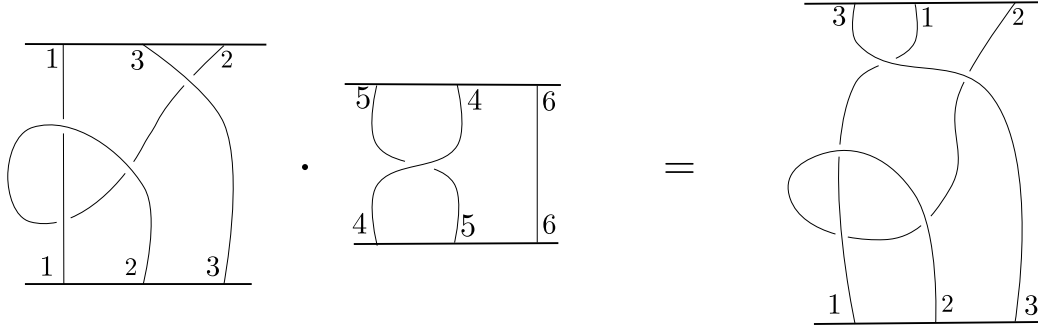
For instance in the above figure the string link induces the permutation $(1 \mapsto 3, 2 \mapsto 1, 3 \mapsto 2)$ (this is because the labels on the top are 3, 1, 2).

Correspondingly, if $\varphi(\beta)$ is the image of β in Γ -calculus, we can rearrange the columns and rows of the matrix part of $\varphi(\beta)$ as follows

$$\varphi(\beta) = \left(\begin{array}{c|ccc} \omega & a_1 & \cdots & a_n \\ \hline a_1 & & & \\ \vdots & & & \\ a_n & & & \end{array} \begin{array}{c} \\ \\ \\ \\ \end{array} \begin{array}{c} \\ \\ \\ \\ \end{array} \right) \xrightarrow[\text{according to } \rho]{\text{permute the columns}} \left(\begin{array}{c|ccc} \omega & a_1\rho & \cdots & a_n\rho \\ \hline a_1 & & & \\ \vdots & & & \\ a_n & & & \end{array} \begin{array}{c} \\ \\ \\ \\ \end{array} \begin{array}{c} \\ \\ \\ \\ \end{array} \right). \quad (3.4)$$

In other words column j of M^ρ is column $a_j\rho$ of M .

Let β_1 and β_2 be string links with n components. There is a *composition* or *multiplication* of string links $(\beta_1, \beta_2) \mapsto \beta_1 \cdot \beta_2$ obtained by stacking β_2 on top of β_1 . Note that we also identify the labels of the top endpoints of β_1 and the labels of the bottom endpoints of β_2 . So for instance in the following



we identify the label 4 with 1, 5 with 3, and 6 with 2. In terms of meta-monoids, the composition $\beta_1 \cdot \beta_2$ can be described by the sequence of stitching

$$(\beta_1 \beta_2) \parallel m_1^{1,4} \parallel m_3^{3,5} \parallel m_2^{2,6}.$$

Let us find out the permutation induced by $\beta_1 \cdot \beta_2$. Suppose that the bottom endpoints of β_1 are labeled by $\mathbf{a} = (a_1, \dots, a_n)$ and the bottom endpoints of β_2 are labeled by $\mathbf{b} = (b_1, \dots, b_n)$, where $a_i \neq b_j$ for $1 \leq i, j \leq n$. If ρ_1 is the permutation induced by β_1 and ρ_2 is the permutation induced by β_2 , then the top endpoints of β_1 are labeled by $\mathbf{a}\rho_1 = (a_1\rho_1, \dots, a_n\rho_1)$, and the top endpoints of β_2 are labeled by $\mathbf{b}\rho_2 = (b_1\rho_2, \dots, b_n\rho_2)$. In the composition $\beta_1 \cdot \beta_2$ we relabel b_i to $a_i\rho_1$. Therefore the labels of the top endpoints of $\beta_1 \cdot \beta_2$ is $a_1\rho_1\rho_2, \dots, a_n\rho_1\rho_2$. In other words, the permutation induced by $\beta_1 \cdot \beta_2$ is $\rho_1\rho_2$, where recall that in our notations $\rho_1\rho_2 = \rho_1 \parallel \rho_2$.

Assume that the images of β_1 and β_2 in Γ -calculus are given by

$$\varphi(\beta_1) = \left(\frac{\omega_1 \mid \mathbf{a}}{\mathbf{a} \mid M_1} \right) \quad \text{and} \quad \varphi(\beta_2) = \left(\frac{\omega_2 \mid \mathbf{b}}{\mathbf{b} \mid M_2} \right),$$

then I have the following result.

Proposition 3.6. *In Γ -calculus, the composition $\beta_1 \cdot \beta_2$ is given by*

$$\left(\frac{\omega_1\omega_2 \mid \mathbf{a}\rho_1\rho_2}{\mathbf{a} \mid M_1^{\rho_1} M_2^{\rho_2}} \right)_{t_{\mathbf{b}} \rightarrow t_{\mathbf{a}\rho_1}}.$$

Proof. In the stitching language, the composition $\beta_1 \cdot \beta_2$ is obtained by stitching the strands $a_i\rho_1$ to the strands b_i . By formula (3.2) we obtain

$$\left(\frac{\omega_1\omega_2 \mid \mathbf{a}\rho_1 \quad \mathbf{b}\rho_2}{\mathbf{b} \mid \mathbf{0} \quad M_2^{\rho_2}} \right) \xrightarrow{m_{\mathbf{a}\rho_1, \mathbf{b}}} \left(\frac{\omega_1\omega_2 \mid \mathbf{b}\rho_2}{\mathbf{a} \mid M_1^{\rho_1} M_2^{\rho_2}} \right).$$

Then identifying the labels b_i with the labels $a_i\rho_1$ we obtain

$$\left(\frac{\omega_1\omega_2 \mid \mathbf{a}\rho_1\rho_2}{\mathbf{a} \mid M_1^{\rho_1} M_2^{\rho_2}} \right)_{t_{\mathbf{b}} \rightarrow t_{\mathbf{a}\rho_1}},$$

as required. \square

3.3 The Alexander Polynomial

In this section I relate Γ -calculus and the Alexander polynomial. Given a long (usual) knot K , let \tilde{K} be the knot obtained by connecting the endpoints of K in a trivial manner. For two long knots K_1 and K_2 , it is known that if \tilde{K}_1 and \tilde{K}_2 are equivalent, then K_1 and K_2 are equivalent (see [JF13]). Then I have the following result.

Proposition 3.8. *Let K be a long knot and suppose that*

$$\varphi(K) = \left(\begin{array}{c|c} \omega & 1 \\ \hline 1 & 1 \end{array} \right).$$

Then $\omega \doteq \Delta_{\tilde{K}}(t)$. Here $\Delta_{\tilde{K}}(t)$ is the Alexander polynomial (see [MK99]) of \tilde{K} , where \tilde{K} is the closed knot obtained by closing the open component of K trivially and \doteq means equality up to multiplication by $\pm t^n$, $n \in \mathbb{Z}$.

Proof. By Alexander's Theorem (see [KT08]) \tilde{K} is the closure of a braid β . Then the Alexander polynomial of \tilde{K} (see [MK99]) is given by

$$\Delta_{\tilde{K}}(t) \doteq \det([I - f(\beta)]_1^1).$$

Here $f(\beta)$ denotes the Burau representation of β , i.e. the Gassner representation when we set all the variables to t and $[A]_i^j$ denotes the matrix obtained from A by removing the i th row and the j th column. From Proposition 3.7 we know that $f(\beta)$ agrees with (a permutation of) the matrix part of $\varphi(\beta)$. Now if we take the closure of β by connecting the k th top endpoint to the k th bottom endpoint in a trivial manner, except when $k = 1$, then we obtain a long knot K_1 . Proposition 6.1 says that the scalar part of K_1 is

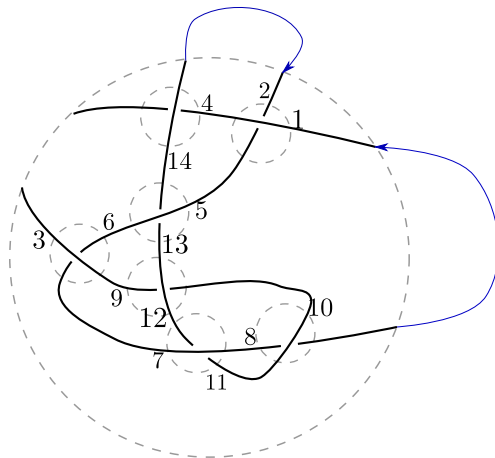
$$\det([I - f(\beta)]_1^1).$$

To finish off, we observe that K_1 is equivalent to K because they both close to the same knot K . Therefore the scalar parts of K_1 and K must agree. In other words,

$$\omega \doteq \Delta_{\tilde{K}}(t),$$

as required. □

Thus we see that Γ -calculus gives us an extension of the Alexander polynomial to w-tangles, which include usual tangles. In the case of one component, we obtain an invariant of long w-knots, which contains the Alexander polynomials of usual knots. We can compute the Alexander polynomial by taking the closure of a tangle (not necessarily a braid). For instance, consider the long knot 7_7 in the [Knot Atlas](#). In the following figure we cut the knot 7_7 at three different points to obtain the tangle inside the dashed circle. The tangle has three components labeled by 1, 2, 3. To recover the knot we perform two stitching operations and leave component 3 open in order to get a long knot.



In terms of meta-monoids the tangle is given by

$$R_{1,2}^+ R_{14,4}^+ R_{5,13}^- R_{3,6}^- R_{12,9}^- R_{7,11}^+ R_{10,8}^+ // m_1^{1,4} // m_2^{2,5} // m_2^{2,6} // m_2^{2,7} // m_2^{2,8} // m_3^{3,9} // m_3^{3,10} // m_3^{3,11} // m_3^{3,12} // m_3^{3,13} // m_3^{3,14}.$$

Suppose that its invariant in Γ -calculus has the form

$$\left(\begin{array}{c|ccc} \omega & 1 & 2 & 3 \\ \hline 1 & \alpha_{11} & \alpha_{12} & \alpha_{13} \\ 2 & \alpha_{21} & \alpha_{22} & \alpha_{23} \\ 3 & \alpha_{31} & \alpha_{32} & \alpha_{33} \end{array} \right).$$

Then by stitching strand 2 to strand 1 and strand 3 to strand 2 the invariant of the long knot is given by

$$\omega \det \left(I - \begin{pmatrix} \alpha_{12} & \alpha_{13} \\ \alpha_{22} & \alpha_{23} \end{pmatrix} \right) \Big|_{t_2, t_3 \rightarrow t}.$$

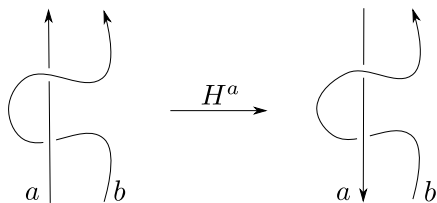
Doing the calculation one obtain

$$t^{-2} - 5t^{-1} + 9 - 5t + t^2,$$

which one can check to be the Alexander polynomial of the knot.

3.4 Orientation Reversal

For subsequent sections, it is useful to have a formula to reverse the orientation of a strand of a w-tangle in Γ -calculus.



We denote the operation of *reversing the orientation* of strand a of a w-tangle by H^a . To proceed, let us

introduce another meta-monoid σ , called σ -calculus, defined as follows. For a finite set X , let σ_X be the set $\{\sum_{x \in X} s_x \mathbf{v}_x\}$, where s_x is a monomial in the variables t_z , $z \in X$ and $\{\mathbf{v}_x : x \in X\}$ is a (formal) linearly independent set of vectors. Let us record the operations below:

- identity $(\sum_{x \in X} s_x \mathbf{v}_x) \parallel e_a = (\sum_{x \in X} s_x \mathbf{v}_x) + \mathbf{v}_a$, where $a \notin X$,
- disjoint union $(\sum_{x \in X} s_x \mathbf{v}_x) \sqcup (\sum_{y \in Y} s_y \mathbf{v}_y) = \sum_{z \in X \cup Y} s_z \mathbf{v}_z$, where $X \cap Y = \emptyset$,
- deletion $(\sum_{x \in X} s_x \mathbf{v}_x + s_a \mathbf{v}_a) \parallel \eta_a = \sum_{x \in X} (s_x)_{t_a \rightarrow 1} \mathbf{v}_x$, where $a \notin X$,
- renaming $(\sum_{x \in X} s_x \mathbf{v}_x + s_a \mathbf{v}_a) \parallel \sigma_b^a = \sum_{x \in X} (s_x)_{t_a \rightarrow t_b} \mathbf{v}_x + (s_a)_{t_a \rightarrow t_b} \mathbf{v}_b$, where $\{a, b\} \cap X = \emptyset$,
- stitching $(s_a \mathbf{v}_a + s_b \mathbf{v}_b + \sum_{x \in S} s_x \mathbf{v}_x) \parallel m_c^{a,b} = \sum_{x \in S} (s_x)_{t_a, t_b \rightarrow t_c} \mathbf{v}_x + (s_a s_b)_{t_a, t_b \rightarrow t_c} \mathbf{v}_c$.

It can be verified that these operations satisfy the meta-monoid axioms. There is a meta-monoid homomorphism from w-tangles to σ -calculus, which we also denote by φ , given by

$$R_{a,b}^{\pm} \mapsto \mathbf{v}_a + t_a^{\pm 1} \mathbf{v}_b.$$

One checks readily that the Reidemeister relations are satisfied. So we obtain a w-tangle invariant. Given a w-tangle, one sees that s_a of the strand labeled a is given by

$$\prod t_b^{\pm 1},$$

where the product is over all crossings such that a is the understrand and b is the overstrand (including a itself) and ± 1 is the sign of the crossing. For example, the tangle given in Figure 3.1 has value

$$\sigma = t_3 \mathbf{v}_1 + t_2 t_3^{-1} \mathbf{v}_2 + t_1 t_2^{-1} t_3^{-1} \mathbf{v}_3.$$

To describe the operation H^a properly we need to extend Γ -calculus. Let $\tilde{\Gamma}$ be the meta-monoid given as follows. For a finite set X of labels,

$$\tilde{\Gamma}_X = (\Gamma_X, \sigma_X).$$

We call $\tilde{\Gamma}$ *extended Γ -calculus*. From the above discussion there is a meta-monoid homomorphism $\varphi : \mathcal{W} \rightarrow \tilde{\Gamma}$ defined componentwise.

Mathematica[®]. Let us briefly discuss how we can implement $\tilde{\Gamma}$ -calculus in Mathematica. A reader with Mathematica can get the notebook from <http://www.math.toronto.edu/vohuan/>. This will be very similar to the Γ -calculus program. First we write a subroutine to display $\tilde{\Gamma}$ in a nice format

```
eΓCollect[eΓ[ω_, λ_, σ_]] := eΓ[Simplify[ω],
  Collect[λ, x_, Collect[#, y_, Factor] &], σ];
Format[eΓ[ω_, λ_, σ_]] := Module[{S, M},
  S = Union@Cases[eΓ[ω, λ, σ], (x | y)_a_ -> a, ∞];
  M = Outer[Factor[∂_{x#1 y#2} λ] &, S, S];
  M = Prepend[M, y# & /@ S] // Transpose;
  M = Prepend[M, Prepend[x# & /@ S, ω]];
  {M // MatrixForm, σ}];
eΓ[ω1_, λ1_, σ1_] ≡ eΓ[ω2_, λ2_, σ2_] :=
  Simplify[PowerExpand[ω1 == ω2 ∧ λ1 == λ2 ∧ σ1 == σ2]]];
```

Here we call the container $e\Gamma$ to distinguish it from the Γ container. It will take as input a scalar ω , a labeled matrix λ and a σ element, for instance

$$\text{In}[21]= \mathbf{e}\Gamma\left[1, \{\mathbf{y}_a, \mathbf{y}_e\} \cdot \begin{pmatrix} 1 & 1 - \mathbf{t}_a \\ 0 & \mathbf{t}_a \end{pmatrix} \cdot \{\mathbf{x}_a, \mathbf{x}_e\}, \{\mathbf{s}_a, \mathbf{s}_e\} \cdot \{\mathbf{v}_a, \mathbf{v}_e\}\right]$$

and returns

$$\text{Out}[21]= \left\{ \begin{pmatrix} 1 & \mathbf{x}_a & \mathbf{x}_e \\ \mathbf{y}_a & 1 & 1 - \mathbf{t}_a \\ \mathbf{y}_e & 0 & \mathbf{t}_a \end{pmatrix}, \mathbf{s}_a \mathbf{v}_a + \mathbf{s}_e \mathbf{v}_e \right\}$$

Notice also that we use \equiv to compare two elements in $e\Gamma$. Then we include the stitching subroutine together with the definitions of the crossings

$$\begin{aligned} \mathbf{e}\Gamma & /: \mathbf{e}\Gamma[\omega 1_-, \lambda 1_-, \sigma 1_-] \mathbf{e}\Gamma[\omega 2_-, \lambda 2_-, \sigma 2_-] := \mathbf{e}\Gamma[\omega 1 * \omega 2, \lambda 1 + \lambda 2, \sigma 1 + \sigma 2]; \\ \mathbf{em}_{a_-, e_- \rightarrow c_-}[\mathbf{e}\Gamma[\omega_-, \lambda_-, \sigma_-]] & := \mathbf{Module}\left[\{\alpha, \beta, \gamma, \delta, \theta, \epsilon, \phi, \psi, \Xi, \mu\}, \right. \\ & \left. \begin{pmatrix} \alpha & \beta & \theta \\ \gamma & \delta & \epsilon \\ \phi & \psi & \Xi \end{pmatrix} = \begin{pmatrix} \partial_{\mathbf{y}_a, \mathbf{x}_a} \lambda & \partial_{\mathbf{y}_a, \mathbf{x}_e} \lambda & \partial_{\mathbf{y}_a} \lambda \\ \partial_{\mathbf{y}_e, \mathbf{x}_a} \lambda & \partial_{\mathbf{y}_e, \mathbf{x}_e} \lambda & \partial_{\mathbf{y}_e} \lambda \\ \partial_{\mathbf{x}_a} \lambda & \partial_{\mathbf{x}_e} \lambda & \lambda \end{pmatrix} / . (\mathbf{y} \mid \mathbf{x})_{a|e} \rightarrow 0; \right. \\ \mathbf{e}\Gamma & \left[(\mu = 1 - \gamma) \omega, \{\mathbf{y}_c, 1\} \cdot \begin{pmatrix} \beta + \alpha \delta / \mu & \theta + \alpha \epsilon / \mu \\ \psi + \delta \phi / \mu & \Xi + \phi \epsilon / \mu \end{pmatrix} \cdot \{\mathbf{x}_c, 1\}, \right. \\ & \left. (\sigma / . \mathbf{v}_{a|e} \rightarrow 0) + \mathbf{v}_c (\partial_{\mathbf{v}_a} \sigma) (\partial_{\mathbf{v}_e} \sigma) \right] \\ & / . \{\mathbf{t}_a \rightarrow \mathbf{t}_c, \mathbf{t}_e \rightarrow \mathbf{t}_c, \mathbf{b}_a \rightarrow \mathbf{b}_c, \mathbf{b}_e \rightarrow \mathbf{b}_c\} // \mathbf{e}\Gamma\mathbf{Collect}]; \\ \mathbf{eR}_{a_-, e_-}^+ & := \mathbf{e}\Gamma\left[1, \{\mathbf{y}_a, \mathbf{y}_e\} \cdot \begin{pmatrix} 1 & 1 - \mathbf{t}_a \\ 0 & \mathbf{t}_a \end{pmatrix} \cdot \{\mathbf{x}_a, \mathbf{x}_e\}, \mathbf{v}_a + \mathbf{t}_a \mathbf{v}_e\right]; \\ \mathbf{eR}_{a_-, e_-}^- & := \mathbf{eR}_{a_-, e_-}^+ / . \mathbf{t}_a \rightarrow \mathbf{t}_a^{-1}; \end{aligned}$$

Note that here we denote the stitching operation by $em_{a,e \rightarrow c}$ and the crossings by $eR_{a,e}^\pm$ to distinguish them from the ones in Γ -calculus.

Proposition 3.9 ([BN14b]). *We have the following commutative diagram*

$$\begin{array}{ccc} \mathcal{W}_{\{a\} \cup S} & \xrightarrow{H^a} & \mathcal{W}_{\{a\} \cup S} \\ \downarrow \varphi & & \downarrow \varphi \\ \tilde{\Gamma}_{\{a\} \cup S} & \xrightarrow{dH^a} & \tilde{\Gamma}_{\{a\} \cup S} \end{array}$$

where the operation dH^a is described as follows. For an element of $\tilde{\Gamma}_{\{a\} \cup S}$ given by

$$\left(\left(\begin{array}{c|cc} \omega & a & S \\ \hline a & \alpha & \theta \\ S & \phi & \Xi \end{array} \right), s_a \mathbf{v}_a + \sum_{x \in S} s_x \mathbf{v}_x \right),$$

its image under dH^a is

$$\left(\left(\begin{array}{c|cc} \alpha\omega/s_a & a & S \\ \hline a & 1/\alpha & \theta/\alpha \\ S & -\phi/\alpha & (\alpha\Xi - \phi\theta)/\alpha \end{array} \right), s_a^{-1} \mathbf{v}_a + \sum_{x \in S} s_x \mathbf{v}_x \right)_{\mathbf{t}_a \rightarrow \mathbf{t}_a^{-1}}.$$

Mathematica[®]. Before presenting the proof let us describe our implementation of dH^a in Mathematica

$$\begin{aligned}
dH[a_-] [e\Gamma[\omega_-, \lambda_-, \sigma_-]] &:= \text{Module} \left[\{\alpha, \theta, \phi, \Xi, sa\}, \right. \\
&\left(\begin{array}{cc} \alpha & \theta \\ \phi & \Xi \end{array} \right) = \left(\begin{array}{cc} \partial_{\mathbf{y}_a, \mathbf{x}_a} \lambda & \partial_{\mathbf{y}_a} \lambda \\ \partial_{\mathbf{x}_a} \lambda & \lambda \end{array} \right) / \cdot (\mathbf{y} \mid \mathbf{x})_a \rightarrow 0; \\
sa &= \partial_{\mathbf{v}_a} \sigma; \\
e\Gamma \left[\alpha \omega / sa, \{\mathbf{y}_a, 1\} \cdot \left(\begin{array}{cc} 1/\alpha & \theta/\alpha \\ -\phi/\alpha & (\alpha\Xi - \phi\theta)/\alpha \end{array} \right) \cdot \{\mathbf{x}_a, 1\}, \right. \\
&\left. \frac{\mathbf{v}_a}{sa} + (\sigma / \cdot \{\mathbf{v}_a \rightarrow 0\}) \right] / \cdot \{\mathbf{t}_a \mapsto 1 / \mathbf{t}_a, \mathbf{b}_a \mapsto -\mathbf{b}_a\} // e\Gamma\text{Collect} \Big];
\end{aligned}$$

The subroutine $dH[a]$ reverses the orientation of strand a in $\tilde{\Gamma}$ -calculus.

Proof. We want to show that

$$H^a \parallel \varphi = \varphi \parallel dH^a. \quad (3.5)$$

The meta-monoid structure allows us to use an “inductive” proof as follows. Given a w-tangle T , to reverse the orientation of strand a , we first decompose T into a disjoint union of crossings, reverse the orientations of the crossings that contain a part of strand a , and then stitch them together. For the base step, we need to check the crossings:

$$R_{1,2}^\pm \parallel \varphi \parallel dH^1 = R_{1,2}^\pm \parallel H^1 \parallel \varphi = R_{1,2}^\mp \parallel \varphi, \quad (3.6)$$

$$R_{1,2}^\pm \parallel \varphi \parallel dH^2 = R_{1,2}^\pm \parallel H^2 \parallel \varphi = R_{1,2}^\mp \parallel \varphi, \quad (3.7)$$

where recall that here the image lies in $\tilde{\Gamma}$ -calculus

$$R_{1,2}^\pm \parallel \varphi = \left(\left(\begin{array}{c|cc} 1 & 1 & 2 \\ \hline 1 & 1 & 1 - t_1^{\pm 1} \\ 2 & 0 & t_1^{\pm 1} \end{array} \right), \mathbf{v}_1 + t_1^{\pm 1} \mathbf{v}_2 \right).$$

For the “induction” step the relevant equation to check is

$$\varphi \parallel m_a^{b,c} \parallel dH^a = \varphi \parallel dH^b \parallel dH^c \parallel m_a^{c,b}. \quad (3.8)$$

We can visualize the above equation as follows

$$\begin{array}{ccc}
\begin{array}{c} \uparrow \\ \vdots \\ b_i \\ \downarrow \\ c \end{array} & \xrightarrow{m_a^{b,c}} & \begin{array}{c} \uparrow \\ \vdots \\ a_i \\ \downarrow \\ c \end{array} \\
\downarrow H^b \parallel H^c & & \downarrow H^a \\
\begin{array}{c} \vdots \\ b \\ \downarrow \\ c \end{array} & \xrightarrow{m_a^{c,b}} & \begin{array}{c} \uparrow \\ \vdots \\ a \\ \downarrow \\ c \end{array}
\end{array}$$

To see why equation (3.8) implies equation (3.5), suppose that strand a is obtained by stitching strand b to strand c . Then to reverse the orientation of strand a we can reverse the orientations of strands b and c and then stitch them, i.e. $H^a \parallel \varphi$ is given by

$$H^b \parallel H^c \parallel m_a^{c,b} \parallel \varphi = H^b \parallel H^c \parallel \varphi \parallel m_a^{b,c}$$

where we can commute φ and $m_a^{c,b}$ because φ is a meta-monoid homomorphism. From the “induction hypothesis” suppose that we already have

$$H^b \parallel \varphi = \varphi \parallel dH^b, \quad H^c \parallel \varphi = \varphi \parallel dH^c.$$

Then

$$\begin{aligned} H^a \parallel \varphi &= H^b \parallel H^c \parallel \varphi \parallel m_a^{c,b} = H^b \parallel \varphi \parallel dH^c \parallel m_a^{c,b} = \varphi \parallel dH^b \parallel dH^c \parallel m_a^{c,b} = \varphi \parallel m_a^{b,c} \parallel dH^a \\ &= m_a^{b,c} \parallel \varphi \parallel dH^a = \varphi \parallel dH^a, \end{aligned}$$

as required. Now equations (3.6), (3.7) and (3.8) are simple enough that we can just check them by hand. However it is much faster to use Mathematica. For equations (3.6) and (3.7) the commands are

$$\begin{aligned} (\mathbf{eR}_{1,2}^+ \parallel d\mathbf{H}[1]) &\equiv (\mathbf{eR}_{1,2}^-) \\ (\mathbf{eR}_{1,2}^+ \parallel d\mathbf{H}[2]) &\equiv (\mathbf{eR}_{1,2}^-) \\ (\mathbf{eR}_{1,2}^- \parallel d\mathbf{H}[1]) &\equiv (\mathbf{eR}_{1,2}^+) \\ (\mathbf{eR}_{1,2}^- \parallel d\mathbf{H}[2]) &\equiv (\mathbf{eR}_{1,2}^+) \end{aligned}$$

For equation (3.8) we define an arbitrary element ζ and apply both sides to ζ . The command is

$$\begin{aligned} \zeta &= \mathbf{e}\Gamma \left[\omega, \{ \mathbf{y}_b, \mathbf{y}_c, \mathbf{y}_s \} \cdot \begin{pmatrix} \alpha & \beta & \theta \\ \gamma & \delta & \epsilon \\ \phi & \psi & \Xi \end{pmatrix} \cdot \{ \mathbf{x}_b, \mathbf{x}_c, \mathbf{x}_s \}, \mathbf{s}_b \mathbf{v}_b + \mathbf{s}_c \mathbf{v}_c + \mathbf{s}_s \mathbf{v}_s \right] \\ (\zeta \parallel \mathbf{em}_{b,c \rightarrow a} \parallel d\mathbf{H}[\mathbf{a}]) &\equiv (\zeta \parallel d\mathbf{H}[\mathbf{b}] \parallel d\mathbf{H}[\mathbf{c}] \parallel \mathbf{em}_{c,b \rightarrow a}) \end{aligned}$$

When one runs these commands, they all return True, and that completes the proof. \square

Again it is useful to have a formula to reverse the orientations of many strands at the same time. I will record and prove it in the next proposition.

Proposition 3.10. *Let T be a w -tangle and $\mathbf{a} = (a_1, \dots, a_n)$ is a vector where $a_i \neq a_j$ for $1 \leq i, j \leq n$. Suppose that the image of T in $\tilde{\Gamma}$ -calculus is*

$$T \parallel \varphi = \left(\left(\begin{array}{c|cc} \omega & \mathbf{a} & S \\ \mathbf{a} & \alpha & \theta \\ S & \phi & \Xi \end{array} \right), \sum_{i=1}^n s_{a_i} \mathbf{v}_{a_i} + \sum_{x \in S} s_x \mathbf{v}_x \right).$$

Let $dH^{\mathbf{a}}$ denote the composition $dH^{a_1} \parallel \dots \parallel dH^{a_n}$ then $\varphi \parallel dH^{\mathbf{a}}$ is given by

$$\left(\left(\begin{array}{c|cc} \frac{\omega \det(\alpha)}{\prod_{i=1}^n s_{a_i}} & \mathbf{a} & S \\ \mathbf{a} & \alpha^{-1} & \alpha^{-1} \theta \\ S & -\phi \alpha^{-1} & \Xi - \phi \alpha^{-1} \theta \end{array} \right), \sum_{i=1}^n s_{a_i}^{-1} \mathbf{v}_{a_i} + \sum_{x \in S} s_x \mathbf{v}_x \right)_{t_{\mathbf{a}} \rightarrow t_{\mathbf{a}}^{-1}},$$

where $t_{\mathbf{a}} \rightarrow t_{\mathbf{a}}^{-1}$ denotes the sequence of substitution $t_{a_i} \rightarrow t_{a_i}^{-1}$ for $1 \leq i \leq n$.

Proof. We proceed by induction on n . The case when $n = 1$ is precisely dS^a . Now for the induction step,

we write $\mathbf{a} = (\mathbf{a}', a_n)$ and

$$\varphi(T) = \left(\left(\begin{array}{c|ccc} \omega & \mathbf{a}' & a_n & S \\ \hline \mathbf{a}' & \alpha_1 & \alpha_2 & \theta_1 \\ a_n & \alpha_3 & \alpha_4 & \theta_2 \\ S & \phi_1 & \phi_2 & \Xi \end{array} \right), \sum_{i=1}^{n-1} s_{a_i} \mathbf{v}_{a_i} + s_{a_n} \mathbf{v}_{a_n} + \sum_{x \in S} s_x \mathbf{v}_x \right).$$

Then reversing the orientation of strands \mathbf{a}' , using the induction hypothesis, we obtain

$$\left(\left(\begin{array}{c|ccc} \frac{\omega \det(\alpha_1)}{\prod_{i=1}^{n-1} s_{a_i}} & \mathbf{a}' & a_n & S \\ \hline \mathbf{a}' & \alpha_1^{-1} & \alpha_1^{-1} \alpha_2 & \alpha_1^{-1} \theta_1 \\ a_n & -\alpha_3 \alpha_1^{-1} & \alpha_4 - \alpha_3 \alpha_1^{-1} \alpha_2 & \theta_2 - \alpha_3 \alpha_1^{-1} \theta_1 \\ S & -\phi_1 \alpha_1^{-1} & \phi_2 - \phi_1 \alpha_1^{-1} \alpha_2 & \Xi - \phi_1 \alpha_1^{-1} \theta_1 \end{array} \right), \sum_{i=1}^{n-1} s_{a_i}^{-1} \mathbf{v}_{a_i} + s_{a_n} \mathbf{v}_{a_n} + \sum_{x \in S} s_x \mathbf{v}_x \right)_{t_{\mathbf{a}'} \rightarrow t_{\mathbf{a}'}^{-1}}.$$

Now we reverse the orientation of strand a_n to get

$$\left(\begin{array}{c|ccc} \tilde{\omega} & a_n & \mathbf{a}' & S \\ \hline a_n & \frac{1}{\alpha_4 - \alpha_3 \alpha_1^{-1} \alpha_2} & -\frac{\alpha_3 \alpha_1^{-1}}{\alpha_4 - \alpha_3 \alpha_1^{-1} \alpha_2} & \frac{\theta_2 - \alpha_3 \alpha_1^{-1} \theta_1}{\alpha_4 - \alpha_3 \alpha_1^{-1} \alpha_2} \\ \mathbf{a}' & -\frac{\alpha_1^{-1} \alpha_2}{\alpha_4 - \alpha_3 \alpha_1^{-1} \alpha_2} & \alpha_1^{-1} + \frac{\alpha_1^{-1} \alpha_2 \alpha_3 \alpha_1^{-1}}{\alpha_4 - \alpha_3 \alpha_1^{-1} \alpha_2} & \alpha_1^{-1} \theta_1 - \frac{\alpha_1^{-1} \alpha_2 (\theta_2 - \alpha_3 \alpha_1^{-1} \theta_1)}{\alpha_4 - \alpha_3 \alpha_1^{-1} \alpha_2} \\ S & \frac{-\phi_2 + \phi_1 \alpha_1^{-1} \alpha_2}{\alpha_4 - \alpha_3 \alpha_1^{-1} \alpha_2} & -\phi_1 \alpha_1^{-1} + \frac{(\phi_2 - \phi_1 \alpha_1^{-1} \alpha_2) \alpha_3 \alpha_1}{\alpha_4 - \alpha_3 \alpha_1^{-1} \alpha_2} & \Xi - \phi_1 \alpha_1^{-1} \theta_1 - \frac{(\phi_2 - \alpha_1^{-1} \alpha_2 \phi_1) (\theta_2 - \alpha_3 \alpha_1^{-1} \theta_1)}{\alpha_4 - \alpha_3 \alpha_1^{-1} \alpha_2} \end{array} \right)_{t_{\mathbf{a}} \rightarrow t_{\mathbf{a}}^{-1}},$$

where

$$\tilde{\omega} = \frac{\omega(\alpha_4 - \alpha_3 \alpha_1^{-1} \alpha_2) \det(\alpha_1)}{\prod_{i=1}^n s_{a_i}} \Big|_{t_{\mathbf{a}} \rightarrow t_{\mathbf{a}}^{-1}},$$

and the σ -part is given by

$$\sum_{i=1}^n (s_{a_i}^{-1})_{t_{\mathbf{a}} \rightarrow t_{\mathbf{a}}^{-1}} \mathbf{v}_{a_i} + \sum_{x \in S} (s_x)_{t_{\mathbf{a}} \rightarrow t_{\mathbf{a}}^{-1}} \mathbf{v}_x$$

Again by Lemma 3.2 we have

$$\det \begin{pmatrix} \alpha_1 & \alpha_2 \\ \alpha_3 & \alpha_4 \end{pmatrix} = \det \begin{pmatrix} \alpha_4 & \alpha_3 \\ \alpha_2 & \alpha_1 \end{pmatrix} = \det(\alpha_4 - \alpha_3 \alpha_1^{-1} \alpha_2) \det(\alpha_1).$$

To finish off, we just need to show that

$$\begin{pmatrix} \alpha_1 & \alpha_2 \\ \alpha_3 & \alpha_4 \end{pmatrix}^{-1} = \begin{pmatrix} \alpha_1^{-1} + \frac{\alpha_1^{-1} \alpha_2 \alpha_3 \alpha_1^{-1}}{\alpha_4 - \alpha_3 \alpha_1^{-1} \alpha_2} & -\frac{\alpha_1^{-1} \alpha_2}{\alpha_4 - \alpha_3 \alpha_1^{-1} \alpha_2} \\ -\frac{\alpha_3 \alpha_1^{-1}}{\alpha_4 - \alpha_3 \alpha_1^{-1} \alpha_2} & \frac{1}{\alpha_4 - \alpha_3 \alpha_1^{-1} \alpha_2} \end{pmatrix},$$

which one can easily check by performing matrix multiplications and we leave the details to the readers. \square

3.5 Strand Doubling

This section is not essential to the rest of the thesis so a reader can skip it on first reading. For convenience let us also describe the operation of *doubling* or *unzipping* a strand of a w-tangle, which is the

operation of replacing a strand by two parallel copies of itself.



More concretely we denote the operation of doubling a strand labeled i to two strands labeled j and k by $\Delta_{j,k}^i$. So if X is a set of labels and $X = \{i\} \cup S$, where $\{i, j, k\} \cap S = \emptyset$, then

$$\Delta_{j,k}^i : \mathcal{W}_{\{i\} \cup S} \rightarrow \mathcal{W}_{\{j,k\} \cup S}.$$

We would like to investigate the effect of strand doubling on the image of a w -tangle in $\tilde{\Gamma}$ -calculus. Our framework will be similar to the case of orientation reversal.

Proposition 3.11 ([BN14b]). *We have the following commutative diagram*

$$\begin{array}{ccc} \mathcal{W}_{\{i\} \cup S} & \xrightarrow{\Delta_{j,k}^i} & \mathcal{W}_{\{j,k\} \cup S} \\ \downarrow \varphi & & \downarrow \varphi \\ \tilde{\Gamma}_{\{i\} \cup S} & \xrightarrow{q\Delta_{j,k}^i} & \tilde{\Gamma}_{\{j,k\} \cup S} \end{array}$$

where the operation $q\Delta_{j,k}^i$ is described as follows. For an element of $\tilde{\Gamma}_{\{i\} \cup S}$ given by

$$\left(\left(\begin{array}{c|cc} \omega & i & S \\ \hline i & \alpha & \theta \\ S & \phi & \Xi \end{array} \right), s_i \mathbf{v}_i + \sum_{x \in S} s_x \mathbf{v}_x \right),$$

its image under $q\Delta_{j,k}^i$ is

$$\left(\left(\begin{array}{c|ccc} \omega & j & k & S \\ \hline j & \frac{-\alpha + t_j t_k s_i + t_j \nu}{\mu} & \frac{(-1 + t_j) \nu}{\mu} & \frac{(-1 + t_j) \theta}{\mu} \\ k & \frac{t_j (-1 + t_k) \nu}{\mu} & \frac{-s_i + t_j t_k \alpha - t_j \nu}{\mu} & \frac{t_j (-1 + t_k) \theta}{\mu} \\ S & \phi & \phi & \Xi \end{array} \right), s_i (\mathbf{v}_j + \mathbf{v}_k) + \sum_{x \in S} s_x \mathbf{v}_x \right)_{t_i \rightarrow t_j t_k},$$

where $\mu = -1 + t_i$ and $\nu = \alpha - s_i$.

Mathematica[®]. Again before proving the proposition let us present our implementation of $q\Delta_{j,k}^i$ in Mathematica:

```

qΔ[i_, j_, k_][eΓ[ω_, λ_, σ_]] := Module[
  {α, θ, φ, Ξ, si, M, ti, μ, ν},
  (α θ) = (∂yi, xi λ ∂yi λ) / . (y | x)i → 0 / . ti → ti;
  (φ Ξ) = (∂xi λ λ) / . (y | x)i → 0 / . ti → ti;
  si = ∂vi σ / . ti → ti; μ = -1 + ti; ν = α - si;
  M = (
    ( -α+ti si+tj ν      (-1+tj) ν      (-1+tj) θ
      μ                  μ                  μ
    ( tj(-1+tk) ν      -si+ti α-tj ν      tj(-1+tk) θ
      μ                  μ                  μ
    ( φ                  φ                  Ξ
  );
  eΓ[ω / . {ti → tj tk}, {yj, yk, 1}.M.{xj, xk, 1} / . {ti → tj tk},
    (σ / . {vi → 0}) + (vj + vk) si / . ti | ti → tj tk] // eΓCollect
];

```

The subroutine $q\Delta[i, j, k]$ doubles strand i to strands j and k .

Proof. Our strategy will be to use an “induction” procedure analogous to the proof of orientation reversal. Given a w -tangle T , to double strand i , we first decompose T into a disjoint union of crossings, double the relevant strands, and then stitch them together. For the base case we have to check the following equations

$$\begin{aligned}
R_{1,3}^+ \parallel \varphi \parallel q\Delta_{1,2}^1 &= R_{1,3}^+ \parallel \Delta_{1,2}^1 \parallel \varphi = R_{2,3}^+ R_{1,4}^+ \parallel m_3^{3,4} \parallel \varphi = R_{2,3}^+ R_{1,4}^+ \parallel \varphi \parallel m_3^{3,4}, \\
R_{1,3}^- \parallel \varphi \parallel q\Delta_{1,2}^1 &= R_{1,3}^- \parallel \Delta_{1,2}^1 \parallel \varphi = R_{1,3}^- R_{2,4}^- \parallel m_3^{3,4} \parallel \varphi = R_{1,3}^- R_{2,4}^- \parallel \varphi \parallel m_3^{3,4}, \\
R_{1,2}^+ \parallel \varphi \parallel q\Delta_{2,3}^2 &= R_{1,2}^+ \parallel \Delta_{2,3}^2 \parallel \varphi = R_{1,2}^+ R_{4,3}^+ \parallel m_1^{1,4} \parallel \varphi = R_{1,2}^+ R_{4,3}^+ \parallel \varphi \parallel m_1^{1,4}, \\
R_{1,2}^- \parallel \varphi \parallel q\Delta_{2,3}^2 &= R_{1,2}^- \parallel \Delta_{2,3}^2 \parallel \varphi = R_{1,3}^- R_{4,2}^- \parallel m_1^{1,4} \parallel \varphi = R_{1,3}^- R_{4,2}^- \parallel \varphi \parallel m_1^{1,4}.
\end{aligned}$$

These equations are simple enough to be checked by hand, but it is more convenient to use Mathematica. The commands are

```

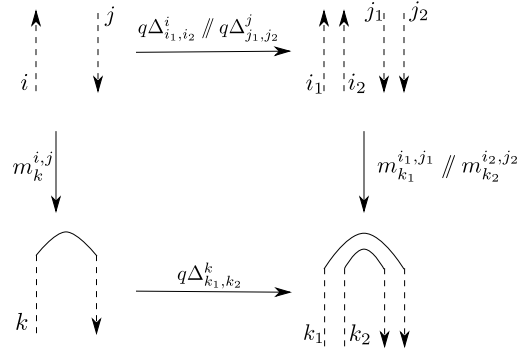
qΔ[1, 1, 2][eR1,3+] ≡ (eR2,3+ eR1,4+ // em3,4→3)
qΔ[1, 1, 2][eR1,3-] ≡ (eR1,3- eR2,4- // em3,4→3)
qΔ[2, 2, 3][eR1,2+] ≡ (eR1,2+ eR4,3+ // em1,4→1)
qΔ[2, 2, 3][eR1,2-] ≡ (eR1,3- eR4,2- // em1,4→1)

```

They all return True. For the “induction” step the equation we need to verify is

$$\varphi \parallel q\Delta_{i_1, i_2}^i \parallel q\Delta_{j_1, j_2}^j \parallel m_{k_1}^{i_1, j_1} \parallel m_{k_2}^{i_2, j_2} = \varphi \parallel m_k^{i, j} \parallel q\Delta_{k_1, k_2}^k. \quad (3.9)$$

We can visualize the above equation as follows



Finally we can verify equation (3.9) in Mathematica by applying both sides to an element ζ as follows

$$\begin{aligned} \zeta &= \mathbf{e}\Gamma\left[\omega, \{\mathbf{y}_i, \mathbf{y}_j, \mathbf{y}_s\} \cdot \begin{pmatrix} \alpha & \beta & \theta \\ \gamma & \delta & \epsilon \\ \phi & \psi & \Xi \end{pmatrix} \cdot \{\mathbf{x}_i, \mathbf{x}_j, \mathbf{x}_s\}, \mathbf{s}_i \mathbf{v}_i + \mathbf{s}_j \mathbf{v}_j + \mathbf{s}_s \mathbf{v}_s\right] \\ &(\zeta // \mathbf{q}\Delta[\mathbf{i}, \mathbf{i}_1, \mathbf{i}_2] // \mathbf{q}\Delta[\mathbf{j}, \mathbf{j}_1, \mathbf{j}_2] // \mathbf{em}_{i_1, j_1 \rightarrow k_1} // \mathbf{em}_{i_2, j_2 \rightarrow k_2}) \equiv \\ &(\zeta // \mathbf{em}_{i, j \rightarrow k} // \mathbf{q}\Delta[\mathbf{k}, \mathbf{k}_1, \mathbf{k}_2]) \end{aligned}$$

The command returns True and that completes the proof. □

Chapter 4

Expansions of w-Tangles

In this chapter and chapter 5 we explain the algebraic framework that gives rise to Γ -calculus. The chapters are mainly expository and are independent of other chapters so a reader mainly interested in applications of Γ -calculus to ribbon knots can go directly to chapter 6 without losing any understanding. The materials here are taken from [BND14, BN16b].

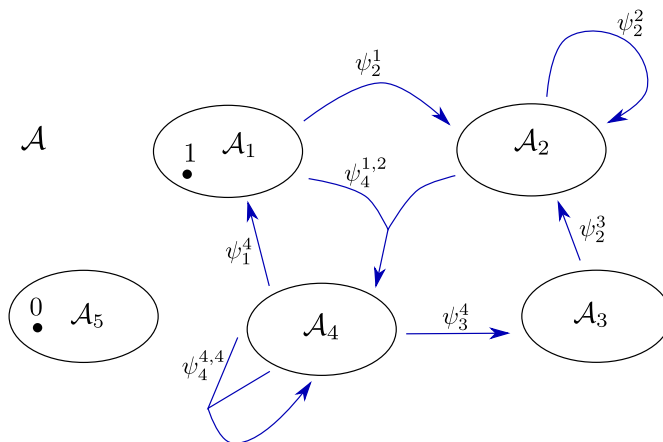
4.1 Algebraic Structures and Expansions

Let us give the definition of an algebraic structure as introduced in [BND14] (see also [Lei04]). Let C be a set whose each element is called a *kind*. An *algebraic structure indexed by C* , denoted by \mathcal{A} , is a collection $\{\mathcal{A}_\alpha\}$ of sets \mathcal{A}_α , one for each kind $\alpha \in C$, along with a collection of set maps, which we also call *operations*. Each operation is of the form

$$\psi_{\alpha_0}^{\alpha_1, \dots, \alpha_k} : \mathcal{A}_{\alpha_1} \times \dots \times \mathcal{A}_{\alpha_k} \rightarrow \mathcal{A}_{\alpha_0}, \quad \alpha_1, \dots, \alpha_k, \alpha_0 \in C.$$

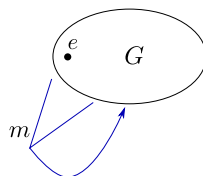
Here k is a non-negative integer and \times is the usual set product. The operations are called *unary* if $k = 1$, *binary* if $k = 2$, or *multinary* if $k \geq 2$. For convenience we also allow the case $k = 0$, which we call a *0-ary operation*. A 0-ary operation on \mathcal{A}_α specifies a named “constant” in the set \mathcal{A}_α .

The operations may or may not be subject to axioms—an *axiom* is an identity asserting that some composition of operations is equal to some other composition of operations. One can think of an algebraic structure \mathcal{A} schematically as in the figure, where each oval denotes a set of a certain kind, and the arrows denote the operations (typically each arrow has multiple inputs, but only one output).



In the figure the algebraic structure \mathcal{A} has five kinds of objects $C = \{1, 2, 3, 4, 5\}$, five unary operations, two binary operations, and two 0-nary operations (the named constants 1 in \mathcal{A}_1 and 0 in \mathcal{A}_5). Examples of algebraic structures abound in mathematics (see [BND14]). For our purpose, we focus on two main examples: monoids and meta-monoids.

Example 4.1 (Monoids). Let G be a monoid with identity e . Then as an algebraic structure G has one kind of object ($C = \{1\}$), one binary operation: multiplication, which we denote by m , and one 0-nary operation: the identity, which we denote by e .



The operations satisfy the following axioms:

$$(m \times \text{Id}) \parallel m = (\text{Id} \times m) \parallel m,$$

$$(\text{Id} \times e) \parallel m = (e \times \text{Id}) \parallel m = \text{Id}.$$

The first axiom corresponds to associativity and the second axiom corresponds to the identity e . ♣

Example 4.2 (Meta-monoids). Our main examples of algebraic structures will be meta-monoids (see Section 2.1). Note that the definition of a meta-monoid is already formulated in the language of algebraic structures. In this case we have infinitely many kinds of objects and infinitely many operations (here C is the collection of finite sets X of some set Z , the operations are stitching, identity, deletion, renaming, which are unary, and disjoint union, which are binary). ♣

Now given an algebraic structure \mathcal{A} indexed by C , for each $\alpha \in C$ we consider the free \mathbb{Q} -module generated by the elements of \mathcal{A}_α , denoted by $\mathbb{Q}\mathcal{A}_\alpha$ (one can replace \mathbb{Q} by any field with characteristic 0), and we extend the operations in a linear or multilinear fashion. In this manner, we can assume from now on that for an algebraic structure \mathcal{A} , each \mathcal{A}_α is a \mathbb{Q} -module.

Given two algebraic structures \mathcal{A} and \mathcal{B} indexed by C , then $\mathcal{A} \supseteq \mathcal{B}$ means that \mathcal{B}_α is a submodule of

\mathcal{A}_α for all $\alpha \in C$. An algebraic structure \mathcal{A} is called *filtered* if there exists a *filtration*

$$\mathcal{A} = \mathcal{A}^0 \supseteq \mathcal{A}^1 \supseteq \mathcal{A}^2 \supseteq \dots$$

If an algebraic structure \mathcal{A} is filtered, we define the *associated graded structure* of \mathcal{A} (with respect to the given filtration) to be

$$\text{gr}\mathcal{A} := \prod_{m=0}^{\infty} \mathcal{A}^m / \mathcal{A}^{m+1}.$$

Here again by the *quotient* $\mathcal{A}^m / \mathcal{A}^{m+1}$ we mean the algebraic structure consisting of $\{\mathcal{A}_\alpha^m / \mathcal{A}_\alpha^{m+1}\}$ for each $\alpha \in C$ (since \mathcal{A}_α^m and \mathcal{A}_α^{m+1} are \mathbb{Q} -modules we can take their quotient). The algebraic structure $\text{gr}\mathcal{A}$ is indexed by C . More specifically,

$$(\text{gr}\mathcal{A})_\alpha = \prod_{m=0}^{\infty} \mathcal{A}_\alpha^m / \mathcal{A}_\alpha^{m+1},$$

where $\alpha \in C$. One advantage of working with $\text{gr}\mathcal{A}$ is that it is *graded*. We denote the degree m piece $\mathcal{A}^m / \mathcal{A}^{m+1}$ of $\text{gr}\mathcal{A}$ by $\text{gr}_m\mathcal{A}$. So an element a of $(\text{gr}\mathcal{A})_\alpha$ has the form

$$a = \sum_{m=1}^{\infty} a_m, \quad a_m \in \mathcal{A}_\alpha^m / \mathcal{A}_\alpha^{m+1}.$$

If the operations of \mathcal{A} *preserve the filtration*, this means that an operation

$$\psi_{\alpha_0}^{\alpha_1, \dots, \alpha_k} : \mathcal{A}_{\alpha_1} \times \dots \times \mathcal{A}_{\alpha_k} \rightarrow \mathcal{A}_{\alpha_0}$$

satisfies

$$\psi_{\alpha_0}^{\alpha_1, \dots, \alpha_k} : \mathcal{A}_{\alpha_1}^{m_1} \times \dots \times \mathcal{A}_{\alpha_k}^{m_k} \rightarrow \mathcal{A}_{\alpha_0}^{m_1 + \dots + m_k}$$

for all m_1, \dots, m_k , then $\text{gr}\mathcal{A}$ inherits the operations from \mathcal{A} . However the induced operations on $\text{gr}\mathcal{A}$ may or may not satisfy the axioms satisfied by the operations of \mathcal{A} .

Note that if an algebraic structure \mathcal{A} is graded:

$$\mathcal{A} = \prod_{m=0}^{\infty} \mathcal{A}_m,$$

then it has a canonical filtration given by

$$\mathcal{A}^m = \prod_{n=m}^{\infty} \mathcal{A}_n.$$

With respect to the canonical filtration we have

$$\text{gr}\mathcal{A} = \prod_{m=0}^{\infty} \mathcal{A}^m / \mathcal{A}^{m+1} = \prod_{m=0}^{\infty} \mathcal{A}_m = \mathcal{A}.$$

So in particular we have $\text{gr}(\text{gr}\mathcal{A}) = \text{gr}\mathcal{A}$.

Consider two *filtered* algebraic structures \mathcal{A} and \mathcal{B} indexed by C , i.e. we have filtrations

$$\mathcal{A} = \mathcal{A}^0 \supseteq \mathcal{A}^1 \supseteq \mathcal{A}^2 \supseteq \dots, \quad \mathcal{B} = \mathcal{B}^0 \supseteq \mathcal{B}^1 \supseteq \mathcal{B}^2 \supseteq \dots.$$

A map $f : \mathcal{A} \rightarrow \mathcal{B}$ between two algebraic structures consists of a collection of module homomorphism $\{f_\alpha : \mathcal{A}_\alpha \rightarrow \mathcal{B}_\alpha\}$, one for each $\alpha \in C$. A map f is called *filtered* if it preserves the filtration of \mathcal{A} and \mathcal{B} :

$$f(\mathcal{A}^n) \subseteq \mathcal{B}^n, \quad n = 1, 2, \dots$$

A filtered map f between two filtered algebraic structures induces a *graded map* $\text{gr}f$ between their associated graded structures

$$\text{gr}f : \text{gr}\mathcal{A} \rightarrow \text{gr}\mathcal{B}$$

given by $\text{gr}f([a]_n) = [f(a)]_n$, where $a \in \mathcal{A}^n$ and $[a]_n$ denotes its equivalence class in $\mathcal{A}^n/\mathcal{A}^{n+1}$. Now we are ready to define the main construction of this section:

Definition (Expansions). An *expansion* is a filtered map Z from a filtered algebraic structure \mathcal{A} to its associated graded $\text{gr}\mathcal{A}$

$$Z : \mathcal{A} \rightarrow \text{gr}\mathcal{A}$$

such that the induced graded map $\text{gr}Z : \text{gr}\mathcal{A} \rightarrow \text{gr}(\text{gr}\mathcal{A}) = \text{gr}\mathcal{A}$ is the identity map.

Let me unpack the above definition. First of all, since the map Z is filtered, we have

$$Z(a) \in \prod_{m \geq n} \mathcal{A}^m/\mathcal{A}^{m+1}, \quad \text{for } a \in \mathcal{A}^n.$$

We can make the condition for Z more concrete as follows: let $[a]_n \in \mathcal{A}^n/\mathcal{A}^{n+1}$, we have

$$\text{gr}Z([a]_n) = [Z(a)]_n = [a]_n.$$

In other words, for $a \in \mathcal{A}^n$, we have

$$Z(a) = [a]_n + \text{higher order terms.} \tag{4.1}$$

When $\text{gr}\mathcal{A}$ inherits the operations from \mathcal{A} , we say that an expansion Z is *homomorphic* if it commutes with the operations of \mathcal{A} . We are interested in finding homomorphic expansions of various algebraic structures.

Example 4.3 (Taylor Expansions). The prototypical example of an expansion is the Taylor expansion. Let \mathcal{A} be the algebra over \mathbb{R} of analytic functions $f : \mathbb{R} \rightarrow \mathbb{R}$. Let \mathcal{I} be the ideal

$$\mathcal{I} = \{f \in \mathcal{A} : f(0) = 0\}.$$

Then one obtains a filtration of \mathcal{A} given by

$$\mathcal{A} = \mathcal{I}^0 \supseteq \mathcal{I} \supseteq \mathcal{I}^2 \supseteq \dots,$$

where \mathcal{I}^m denotes the product ideal. We can then define the associated graded

$$\text{gr}\mathcal{A} = \prod_{n=0}^{\infty} \mathcal{I}^n / \mathcal{I}^{n+1}.$$

In this case it is quite easy to figure out what the n -th degree piece of $\text{gr}\mathcal{A}$ should be. Specifically, an element of \mathcal{I}^n has the form

$$f = x^n g, \quad \text{for some } g \in \mathcal{A}.$$

Therefore

$$\mathcal{I}^n / \mathcal{I}^{n+1} = \text{span}\{x^n\}.$$

Now an expansion $Z : \mathcal{A} \rightarrow \text{gr}\mathcal{A}$ is given by

$$Z(f) = \sum_{n=0}^{\infty} \frac{f^{(n)}(0)}{n!} x^n.$$

To check that Z is indeed an expansion is almost a tautology. If $f \in \mathcal{A}^n$, then f has the form

$$f = x^n g = x^n \left(g(0) + g'(0)x + \frac{g''(0)}{2!}x^2 + \dots \right).$$

Thus

$$Z(f) = x^n g(0) + \text{higher ordered terms} = [f]_n + \text{higher ordered terms},$$

as expected, where $[f]_n$ just denotes the n -th degree term of f . Note that the expansion is clearly homomorphic:

$$Z(fg) = Z(f)Z(g)$$

since the Taylor series of a product is the product of Taylor series. ♣

Now given an algebraic structure \mathcal{A} indexed by C , we describe a canonical procedure to obtain a filtration of \mathcal{A} as follows. Again for each $\alpha \in C$ we consider the free \mathbb{Q} -module $\mathbb{Q}\mathcal{A}_\alpha$ generated by the elements of \mathcal{A}_α and extend the operations in a linear or multilinear manner. Then we define \mathcal{I} , the *augmentation ideal*, to be the algebraic structure indexed by C given as follows. For each $\alpha \in C$ we define \mathcal{I}_α to be the submodule of \mathcal{A}_α given by

$$\mathcal{I}_\alpha = \left\{ \sum_{k=1}^n a_k x_k : \sum_{k=1}^n a_k = 0 \text{ and } x_k \in \mathcal{A}_\alpha \right\}.$$

For $m \geq 0$, we let $\mathcal{I}^0 = \mathcal{A}$, and \mathcal{I}^m be the algebraic structure defined as follows. For each $\alpha \in C$, \mathcal{I}_α^m consists of all outputs of *algebraic expressions* in \mathcal{I}_α , where an algebraic expression is a arbitrary composition of the operations in \mathcal{A} , that have at least m inputs in \mathcal{I} and possibly, further inputs in \mathcal{A} (note that the inputs are not necessarily of the same kinds). It is clear that $\mathcal{I}^m \supseteq \mathcal{I}^{m+1}$ for $m \geq 0$, meaning that $\mathcal{I}_\alpha^m \supseteq \mathcal{I}_\alpha^{m+1}$ for all $\alpha \in C$. We then have a filtration of \mathcal{A}

$$\mathcal{A} = \mathcal{I}^0 \supseteq \mathcal{I} \supseteq \mathcal{I}^2 \supseteq \dots$$

and its associated graded

$$\text{gr}\mathcal{A} = \prod_{n=0}^{\infty} \mathcal{I}^n / \mathcal{I}^{n+1}.$$

It is clear that for this particular filtration, the operations of \mathcal{A} preserve the filtration, and therefore $\text{gr}\mathcal{A}$ automatically inherits the operations of \mathcal{A} . When we write $\text{gr}\mathcal{A}$ without specifying an explicit filtration, we mean the augmentation ideal filtration.

In practice, to find the associated graded structure of an algebraic structure, the following proposition is useful.

Proposition 4.1 ([BND14]). *Let \mathcal{B} be a graded algebraic structure and \mathcal{A} a filtered algebraic structure both indexed by C . Suppose that we have a surjective graded map $\pi : \mathcal{B} \rightarrow \text{gr}\mathcal{A}$. If we have a filtered map $Z_{\mathcal{B}} : \mathcal{A} \rightarrow \mathcal{B}$ such that $\pi \parallel \text{gr}Z_{\mathcal{B}} : \mathcal{B} \rightarrow \mathcal{B}$ is the identity map, then $\pi : \mathcal{B} \rightarrow \text{gr}\mathcal{A}$ is an isomorphism (of modules) and $Z = Z_{\mathcal{B}} \parallel \pi : \mathcal{A} \rightarrow \text{gr}\mathcal{A}$ is an expansion. In short we have the commutative diagram*

$$\begin{array}{ccc} & & \mathcal{B} \\ & \nearrow Z_{\mathcal{B}} & \uparrow \pi \\ \mathcal{A} & \xrightarrow{Z} & \text{gr}\mathcal{A} \end{array}$$

If $Z_{\mathcal{B}}$ is homomorphic, then Z is also homomorphic.

Proof. The map π is surjective by assumption, and the condition $\pi \parallel \text{gr}Z_{\mathcal{B}} = \text{id}$ shows that it is also injective. To show that Z is an expansion, first of all note that Z is filtered because $Z_{\mathcal{B}}$ is filtered and π is graded. We can write the condition $\pi \parallel \text{gr}Z_{\mathcal{B}} = \text{id}$ more explicitly as

$$Z_{\mathcal{B}}(\pi(b_n)) = b_n + \text{higher order terms}, \quad \text{for } b_n \in \mathcal{B}_n.$$

Now for $a \in \mathcal{A}^n$ and $[a]_n \in \mathcal{A}^n / \mathcal{A}^{n+1}$, there exists a unique $b_n \in \mathcal{B}_n$ such that $\pi(b_n) = [a]_n$. It follows that

$$\text{gr}Z([a]_n) = [Z(a)]_n = [\pi(Z_{\mathcal{B}}(\pi(b_n)))]_n = [\pi(b_n)]_n = [a]_n.$$

Therefore Z is an expansion, as required. \square

To summarize, to find the associated graded structure $\text{gr}\mathcal{A}$ of a filtered algebraic structure \mathcal{A} we need to construct a surjective graded map $\pi : \mathcal{B} \rightarrow \text{gr}\mathcal{A}$ and a filtered map $Z_{\mathcal{B}} : \mathcal{A} \rightarrow \mathcal{B}$ such that

$$Z_{\mathcal{B}}(\pi(b_n)) = b_n + \text{higher order terms}, \quad \text{for } b_n \in \mathcal{B}_n. \quad (4.2)$$

Then \mathcal{B} is $\text{gr}\mathcal{A}$ and $Z_{\mathcal{B}} \parallel \pi$ is an expansion. We will illustrate this method in the concrete case of \mathcal{W} , the meta-monoid of w-tangles.

4.2 The Associated Graded Structure of w-Tangles

In this section I describe the associated graded structure $\text{gr}\mathcal{W}$ of the meta-monoid \mathcal{W} of w-tangles. We assume the readers have some familiarity with finite-type theory (see [BN95]), otherwise they can safely skip this section.

Consider the meta-monoid \mathcal{W} of w-tangles. For a finite set X of labels we consider $\mathbb{Q}\mathcal{W}_X$ and extend the operations in a linear or multilinear fashion. Following the theory of finite type invariants (see [BND16, BN95]), we introduce a new type of crossings

$$\text{semi-virtual crossing} = \text{virtual crossing} - \text{singular crossing}$$

We call the crossings on the left hand side *semi-virtual crossings*. Here again the rest of a w-tangle outside the crossings will stay the same. A w-tangle with semi-virtual crossings, which we also call *singular w-tangle*, is an element of $\mathbb{Q}\mathcal{W}_X$. In particular, a singular w-tangle with n semi-virtual crossings is a linear combination of 2^n w-tangles.

Recall that the augmentation ideal \mathcal{I}_X consists of elements of the form

$$\sum_{k=1}^n a_k x_k, \quad \sum_{k=1}^n a_k = 0, \quad x_k \in \mathcal{W}_X \quad \text{for } k = 1, \dots, n.$$

Since the sum of the coefficients is 0 we can rewrite the linear combination as

$$\sum_{k=1}^{n-1} a_k (x_k - x_n).$$

Therefore we see that \mathcal{I}_X is generated by differences $x - y$. Now for two w-tangles $x, y \in \mathcal{W}_X$, we can turn x into y provided we can turn a crossing to a virtual crossing and vice versa. Concretely, we can turn all the crossings of x to virtual crossings, rearrange the virtual crossings to obtain a diagram representation of y where each crossing is virtual, and then turn the virtual crossings to the corresponding crossings of y . We can turn a positive crossing to a virtual crossing at the cost of a semi-virtual crossing and vice versa as follows.

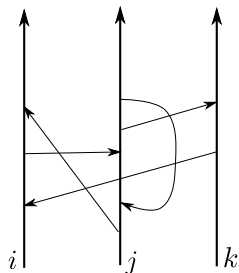
$$\text{positive crossing} \iff \text{virtual crossing} + \text{semi-virtual crossing}$$

Similarly we can turn a negative crossing to a virtual crossing and vice versa at the cost of a semi-virtual crossing as follows.

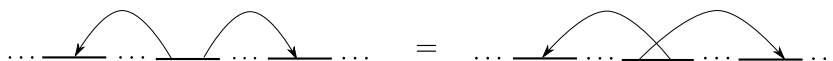
$$\text{negative crossing} \iff \text{virtual crossing with loop} - \text{virtual crossing with loop and semi-virtual crossing} \iff \text{negative crossing}$$

In each case the cost is a singular w-tangle with one semi-virtual crossing. Thus we can write $x - y$ as a linear combination of singular w-tangles each with one semi-virtual crossing. In other words, the ideal \mathcal{I}_X is spanned by singular w-tangles with one semi-virtual crossing. It follows that \mathcal{I}_X^m is spanned by singular w-tangles with m semi-virtual crossings.

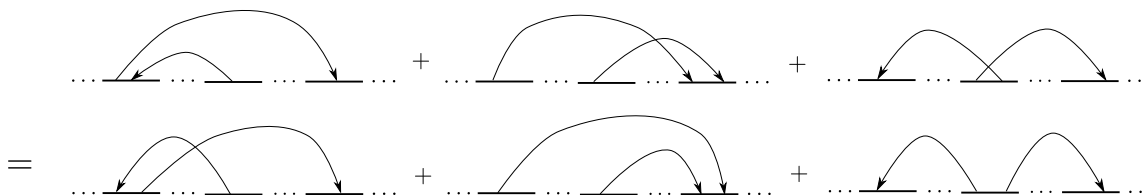
To proceed, we are going to define the meta-monoid of arrow diagrams, which we denote by \mathcal{A}^w . We will show that \mathcal{A}^w is in fact $\text{gr}\mathcal{W}$. Let X be a finite set of labels, consider the collection of $|X|$ parallel directed lines labeled by X , which we also call a *skeleton*. Then an *arrow diagram* on a skeleton labeled by X is the skeleton together with a collection of arrows between the directed lines.



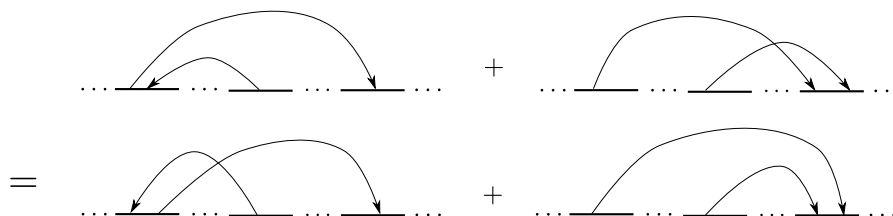
In the figure, we use thick lines to denote the skeleton and thin lines to denote the arrows. Then we let \mathcal{A}_X^w be the \mathbb{Q} -module generated by arrow diagrams on the skeleta labeled by X modulo the *TC* (*tails commute*) relations



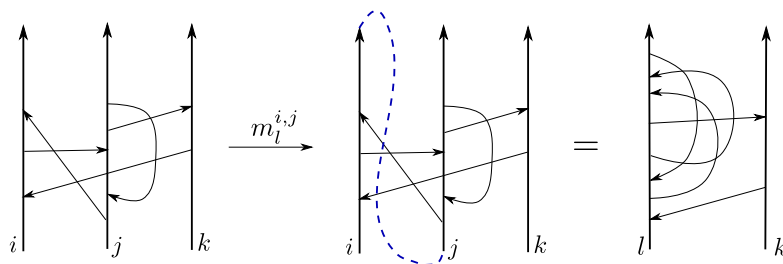
and the *6T* relations



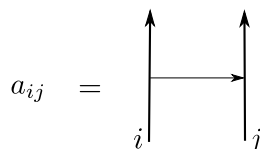
Note that the *TC* relations allow us to simplify the *6T* relations to obtain the (directed) $\overrightarrow{4T}$ relations



Let me explain the pictures. Here the thick lines denote three disjoint parts of the skeleton, which may belong to different lines. The dotted parts \dots 's indicate the remaining parts of the diagrams, which stay unchanged on both sides. Note that we can have any number of arrows in the dotted parts. The collection $\{\mathcal{A}_X^w\}$ forms a meta-monoid with the obvious stitching operation: $m_l^{i,j}$ means connecting the head of strand i to the tail of strand j combinatorially and calling the resulting strand l , for instance



To delete a strand labeled a , if there are arrows connected to the strand, the result is 0, otherwise we can just remove the strand from the diagram. The other operations are straightforward. A special type of arrow diagrams are the arrow diagrams with a single arrow, which we denote by a_{ij}



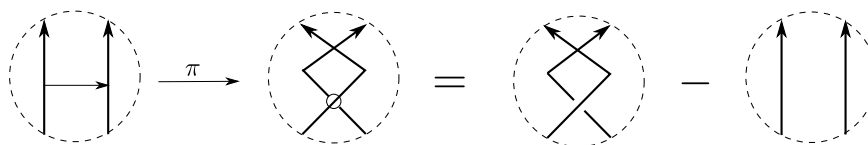
Note that we can obtain any arrow diagram from a collection of arrow diagrams with a single arrow together with the disjoint union and stitching operations. The meta-monoid \mathcal{A}^w is graded by the number of arrows in an arrow diagram.

Proposition 4.2 ([BND16, BND14]). *The associated graded structure of \mathcal{W} is \mathcal{A}^w .*

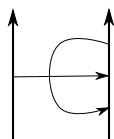
Proof. Following Proposition 4.1 we need to establish the following commutative diagram

$$\begin{array}{ccc}
 & & \mathcal{A}^w \\
 Z_{\mathcal{A}^w} \nearrow & & \uparrow \pi \\
 \mathcal{W} & \xrightarrow{Z} & \text{gr}\mathcal{W} \\
 & & \downarrow \text{gr}Z_{\mathcal{A}^w}
 \end{array}$$

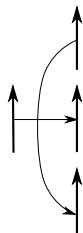
Let us first define the map $\pi : \mathcal{A}^w \rightarrow \text{gr}\mathcal{W}$. From the above discussion it suffices to define π on arrow diagrams with a single arrow. We set



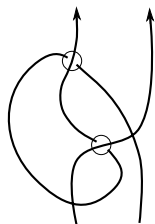
Notice that the arrow goes from the overstrand to the understrand. As an example, let us look at the image of the arrow diagram



We first break the diagram as follows



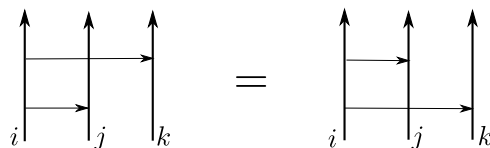
Then by mapping each single arrow to a semi-virtual crossing and then stitch the strands together, where if two strands are far apart we bring them together via virtual crossings, we obtain



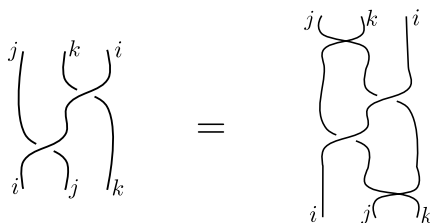
Using the notations for a single arrow and a crossing we get

$$\pi(a_{ij}) = R_{i,j}^+ - 1 \quad \text{or} \quad R_{i,j}^+ = \pi(a_{ij}) + 1.$$

The map π is clearly graded, we need to show that it is well-defined and is surjective. First of all observe that the image of an arrow diagram with m arrows lies in $\mathcal{I}^m / \mathcal{I}^{m+1}$. Two realizations of the same arrow diagram can be turned into one another at the cost of w -tangles with $m + 1$ semi-virtual crossings, which are zero when we quotient out by \mathcal{I}^{m+1} . Now let us check the relations. We can rewrite the TC relations as



or in terms of equations $a_{ij}a_{ik} - a_{ik}a_{ij} = 0$ (recall that we compose from bottom to top). To show that its image is 0, we start with the following topological fact



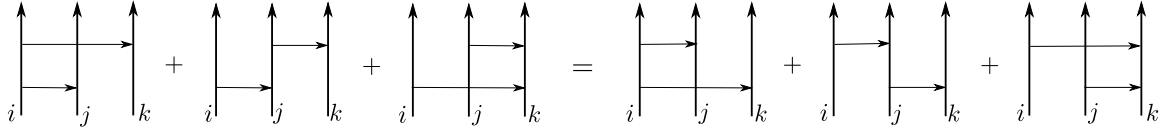
which follows from the OC relations. In terms of equations we obtain

$$R_{i,j}^+ R_{i,k}^+ - R_{i,k}^+ R_{i,j}^+ = 0.$$

Then we have

$$\pi(a_{ij}a_{ik} - a_{ik}a_{ij}) = (R_{i,j}^+ - 1)(R_{i,k}^+ - 1) - (R_{i,k}^+ - 1)(R_{i,j}^+ - 1) = R_{i,j}^+R_{i,k}^+ - R_{i,k}^+R_{i,j}^+ = 0,$$

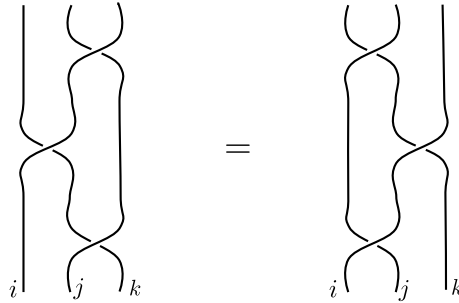
as required. Similarly for the $6T$ relations we first rewrite it in a vertical form



or in equation

$$[a_{i,j}, a_{i,k}] + [a_{i,j}, a_{j,k}] + [a_{i,k}, a_{j,k}] = 0. \tag{4.3}$$

To show that its image is 0 we consider the Reidemeister 3 relation



or in equation $R_{j,k}^+R_{i,k}^+R_{i,j}^+ - R_{i,j}^+R_{i,k}^+R_{j,k}^+ = 0$. It follows that

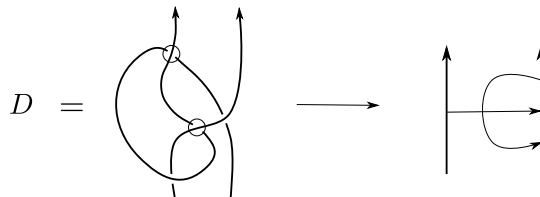
$$(\pi(a_{jk}) + 1)(\pi(a_{ik}) + 1)(\pi(a_{ij}) + 1) - (\pi(a_{ij}) + 1)(\pi(a_{ik}) + 1)(\pi(a_{jk}) + 1) = 0.$$

Note that the terms $\pi(a_{jk}a_{ik}a_{ij})$ and $\pi(a_{ij}a_{ik}a_{jk})$ vanish because we mod out by \mathcal{L}^3 . Therefore the above equation reduces to the equation

$$\pi([a_{i,j}, a_{i,k}] + [a_{i,j}, a_{j,k}] + [a_{i,k}, a_{j,k}]) = 0,$$

as required.

To see that π is surjective, consider an element of $\mathcal{I}^m/\mathcal{I}^{m+1}$, i.e. a w-tangle D with m semi-virtual crossings modulo w-tangles with $m+1$ semi-virtual crossings. We can associate with D an arrow diagram, a.k.a. $\pi^{-1}(D)$ as follows. We go along the skeleton of D , and mark the positions of the semi-virtual crossings, ignoring the usual crossings. Then we replace each semi-virtual crossings by an arrow that goes from the overstrand to the understrand. Concretely let us look at an example, but the argument works for the general case.



Now to see that the arrow diagram is indeed $\pi^{-1}(D)$ we need to show that the following two w-tangles




represents the same element in $\mathcal{T}^m / \mathcal{T}^{m+1}$. This follows because one can turn crossings to virtual crossings and vice versa at the cost of w-tangles with $m + 1$ semi-virtual crossings, which vanish since we quotient out by \mathcal{T}^{m+1} .

Now we define the expansion $Z_{\mathcal{A}^w} : \mathcal{W} \rightarrow \mathcal{A}^w$ by sending the crossings to

$$\begin{aligned} \begin{array}{c} \nearrow \\ \searrow \end{array} &\xrightarrow{Z_{\mathcal{A}^w}} \begin{array}{c} \nearrow \\ \searrow \\ \hline e^a \end{array} := \begin{array}{c} \nearrow \\ \searrow \end{array} + \begin{array}{c} \nearrow \\ \rightarrow \\ \searrow \end{array} + \frac{1}{2!} \begin{array}{c} \nearrow \\ \rightarrow \\ \rightarrow \\ \searrow \end{array} + \frac{1}{3!} \begin{array}{c} \nearrow \\ \rightarrow \\ \rightarrow \\ \rightarrow \\ \searrow \end{array} + \dots \\ \begin{array}{c} \searrow \\ \nearrow \end{array} &\xrightarrow{Z_{\mathcal{A}^w}} \begin{array}{c} \searrow \\ \nearrow \\ \hline e^{-a} \end{array} := \begin{array}{c} \searrow \\ \nearrow \end{array} - \begin{array}{c} \searrow \\ \leftarrow \\ \nearrow \end{array} + \frac{1}{2!} \begin{array}{c} \searrow \\ \leftarrow \\ \leftarrow \\ \nearrow \end{array} - \frac{1}{3!} \begin{array}{c} \searrow \\ \leftarrow \\ \leftarrow \\ \leftarrow \\ \nearrow \end{array} + \dots \end{aligned}$$

Here we use the notation e^a and “/” in the middle of an arrow to denote an exponential of arrows, as described above. We then extend $Z_{\mathcal{A}^w}$ to an arbitrary w-tangle using disjoint union and stitching. Therefore $Z_{\mathcal{A}^w}$ is homomorphic by construction. To show that $Z_{\mathcal{A}^w}$ is well-defined, we need to check that $Z_{\mathcal{A}^w}$ satisfies the $R2$ relation, the $R3$ relation and the OC relations. For the $R2$ relation we consider two cases depending on the orientations of the strands



The first $R2$ move is clearly satisfied since $e^a e^{-a} = 1$. For the second $R2$ move the image of the left hand side under $Z_{\mathcal{A}^w}$ can be written as

$$\begin{array}{c} \nearrow \\ \searrow \\ \hline e^a \\ \hline e^{-a} \end{array} = \begin{array}{c} \nearrow \\ \searrow \\ \hline e^a \\ \hline e^{-a} \end{array} \xrightarrow{TC} \begin{array}{c} \nearrow \\ \rightarrow \\ \rightarrow \\ \searrow \\ \hline e^a \\ \hline e^{-a} \end{array} = \begin{array}{c} \nearrow \\ \rightarrow \\ \searrow \end{array}$$

Here again an arrow with a “/” denotes an exponential of arrows, where the top exponential is e^a and the bottom exponential is e^{-a} . The TC relation allows us to switch the tails of the arrows, then $e^a e^{-a} = 1$, as required.

Let us look at the left hand side of the $R3$ relation under $Z_{\mathcal{A}^w}$

$$\begin{aligned} Z_{\mathcal{A}^w}(R_{jk}^+ R_{ik}^+ R_{ij}^+) &= e^{a_{jk}} e^{a_{ik}} e^{a_{ij}} \\ &= e^{a_{jk}} e^{a_{ik} + a_{ij}} \quad (\text{because of the TC relation: } [a_{ij}, a_{ik}] = 0) \\ &= e^{a_{ik} + a_{ij} + a_{jk}} \quad (\text{because of the } \overrightarrow{4T} \text{ relation: } [a_{ij} + a_{ik}, a_{jk}] = 0). \end{aligned}$$

Similarly the right hand side of $R3$ is given by

$$\begin{aligned} Z_{\mathcal{A}^w}(R_{ij}^+ R_{ik}^+ R_{jk}^+) &= e^{a_{ij}} e^{a_{ik}} e^{a_{jk}} \\ &= e^{a_{ij}+a_{ik}} e^{a_{jk}} \quad (\text{because of the TC relation: } [a_{ij}, a_{ik}] = 0) \\ &= e^{a_{ik}+a_{ij}+a_{jk}} \quad (\text{because of the } \overrightarrow{4T} \text{ relation: } [a_{ij} + a_{ik}, a_{jk}] = 0), \end{aligned}$$

as required. For the OC relation, its image under $Z_{\mathcal{A}^w}$ is



The two sides are then the same due to the TC relation. Finally to see that $Z_{\mathcal{A}^w}$ is an expansion we need to verify that

$$Z_{\mathcal{A}^w}(\pi(a_n)) = a_n + \text{higher order terms},$$

where $a_n \in \mathcal{A}_n^w$, i.e. an arrow diagram with n arrows. By construction it suffices to verify for the case $n = 1$. We have that

$$\begin{array}{c} \diagup \diagdown \\ \circ \\ \diagdown \diagup \end{array} := \begin{array}{c} \diagup \diagdown \\ \diagdown \diagup \end{array} - \begin{array}{c} \diagdown \diagup \\ \diagup \diagdown \end{array} \xrightarrow{Z} \begin{array}{c} \diagup \diagdown \\ \text{---} \\ \diagdown \diagup \end{array} + \frac{1}{2!} \begin{array}{c} \diagup \diagdown \\ \text{---} \\ \text{---} \\ \diagdown \diagup \end{array} + \frac{1}{3!} \begin{array}{c} \diagup \diagdown \\ \text{---} \\ \text{---} \\ \text{---} \\ \diagdown \diagup \end{array} + \dots$$

Then for a general w -tangle we obtain the identity by homomorphicity of $Z_{\mathcal{A}^w}$. Identifying \mathcal{A}^w with $\text{gr}\mathcal{W}$ and Z with $\pi \circ Z_{\mathcal{A}^w}$ we obtain a homomorphic expansion. □

Chapter 5

Relations with Lie Algebras

In this chapter we describe how the formalism of associated graded spaces and expansions developed in chapter 4, or more specifically, the meta-monoid of arrow diagrams \mathcal{A}^w , gives rise to Γ -calculus. The key idea is the relationship between arrow diagrams and Lie algebras. This chapter is mainly expository, which depends on chapter 4 but is quite independent of other chapters and can be skipped on first reading. The materials here are mainly taken from [BN16a].

5.1 From \mathcal{A}^w to Lie algebras

In this section we aim to elucidate the connection between \mathcal{A}^w and Lie algebras. First let us recall the semidirect product of two Lie algebras. Let \mathfrak{g} and \mathfrak{h} be finite-dimensional Lie algebras and suppose that \mathfrak{g} acts on \mathfrak{h} by derivations, this means that

$$x \cdot [\phi, \psi] = [x \cdot \phi, \psi] + [\phi, x \cdot \psi], \quad x \in \mathfrak{g}, \phi, \psi \in \mathfrak{h}.$$

Then the *semidirect product* of \mathfrak{g} and \mathfrak{h} , denoted by $\mathfrak{h} \rtimes \mathfrak{g}$, is $\mathfrak{h} \oplus \mathfrak{g}$ equipped with the following Lie bracket:

$$[(\phi_1, x_1), (\phi_2, x_2)] = ([\phi_1, \phi_2] + x_1 \cdot \phi_2 - x_2 \cdot \phi_1, [x_1, x_2]),$$

where $\phi_1, \phi_2 \in \mathfrak{h}$ and $x_1, x_2 \in \mathfrak{g}$. We leave it to the readers to check that the above is indeed a Lie bracket. When \mathfrak{h} is \mathfrak{g}^* with the trivial Lie bracket we define

$$I\mathfrak{g} := \mathfrak{g}^* \rtimes \mathfrak{g}.$$

Here \mathfrak{g} acts on \mathfrak{g}^* by the *coadjoint action*:

$$(x \cdot \phi)(y) = \phi([y, x]), \quad x, y \in \mathfrak{g}, \phi \in \mathfrak{g}^*.$$

The Lie algebra $I\mathfrak{g}$ is a special case of what is known as a double (see [CP94]).

Now given a finite dimensional Lie algebra \mathfrak{g} we can define a meta-monoid $\mathbb{U}(I\mathfrak{g})$ as follows. Let

$U(I\mathfrak{g})$ be the universal enveloping algebra of $I\mathfrak{g}$. For a finite set of labels X , we let

$$\mathbb{U}(I\mathfrak{g})_X = U(I\mathfrak{g})^{\widehat{\otimes} X}.$$

Here each factor in the tensor product is labeled by an element of X and $\widehat{\otimes}$ is the *completed* tensor product, i.e. we allow series instead of just finite summations. For the completion, we define the degree of \mathfrak{g}^* to be 1 and the degree of \mathfrak{g} to be 0. So for instance the element $\phi_1\phi_2 \otimes \phi_1x_1 \otimes x_2^2$, where $\phi_1, \phi_2 \in \mathfrak{g}^*$ and $x_1, x_2 \in \mathfrak{g}$, has degree $2 + 1 + 0 = 3$. In general we should also specify the labels of the components of the tensor product, but we suppress the labels when they do not play a role or if no ambiguity is ensued.

The operations in a meta-monoid is defined in a straightforward manner: *disjoint union* corresponds to tensor product, for example:

$$(x_1\phi_2 \otimes x_2\phi_1) \sqcup (x_1 \otimes \phi_2) = x_1\phi_2 \otimes x_2\phi_1 \otimes x_1 \otimes \phi_2,$$

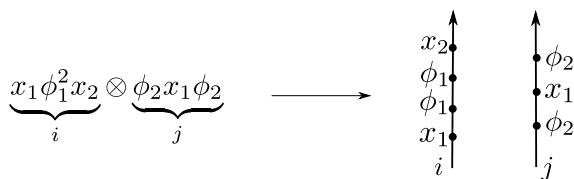
stitching corresponds to multiplication of tensor factors, for example:

$$\underbrace{(x_1\phi_2)}_1 \otimes \underbrace{(x_2^2\phi_1)}_2 \otimes \underbrace{(x_1^2x_2)}_3 \parallel m_2^{3,2} = \underbrace{(x_1\phi_2)}_1 \otimes \underbrace{(x_1^2x_2^3\phi_1)}_2,$$

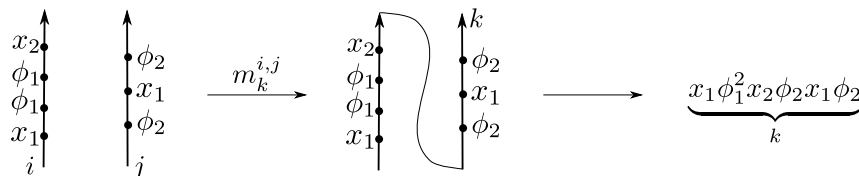
where the underbraces indicate the labels, *deletion* is obtained from the map $U(I\mathfrak{g}) \rightarrow \mathbb{Q}$ which is the identity on \mathbb{Q} and zero otherwise, for example

$$\underbrace{(x_1 \otimes x_1\phi_2 \otimes 1)}_3 \parallel \eta_3 = x_1 \otimes x_1\phi_2, \quad \text{but} \quad \underbrace{(x_1 \otimes x_1\phi_2 \otimes 1)}_1 \parallel \eta_1 = 0.$$

We leave it as an exercise to verify that these operations satisfy the axioms of a meta-monoid. One can visualize an element of $U(I\mathfrak{g})^{\widehat{\otimes} X}$ as “beads on strands” as follows. We think of each tensor factor of $U(I\mathfrak{g})^{\widehat{\otimes} X}$ as a directed strand and the elements of $I\mathfrak{g}$ as beads on a strand. For example,



Then one can interpret the meta-monoid operations visually. For instance the stitching operation is given by



There is a meta-monoid homomorphism $T_{\mathfrak{g}} : \mathcal{A}^w \rightarrow \mathbb{U}(I\mathfrak{g})$ given as follows. Since an arrow diagram can be obtained from a collection of single-arrow diagrams and stitching operations, it suffices to define $T_{\mathfrak{g}}$ on these diagrams. Specifically, choose a basis $\{x_i\}_{i=1}^n$ of \mathfrak{g} with corresponding dual basis $\{\phi_i\}_{i=1}^n$ of

\mathfrak{g}^* , i.e. $\phi_i(x_j) = \delta_{i,j}$, the Kronecker δ function. For an arrow, we label it with an index $i \in \{1, \dots, n\}$, place ϕ_i at the tail of the arrow and x_i at the head of the arrow and then sum over i :

$$\begin{array}{c} \uparrow \\ \phi_i \\ | \\ \xrightarrow{i} \\ | \\ j \end{array} \quad \begin{array}{c} \uparrow \\ x_i \\ | \\ \downarrow \\ k \end{array} \xrightarrow{T_{\mathfrak{g}}} \sum_{i=1}^n \phi_i \otimes x_i$$

Here the image lies in $U(I\mathfrak{g})^{\otimes\{j,k\}}$, where j, k are the labels of the strands. As another example, we have

$$\begin{array}{c} \uparrow \\ \phi_i \\ | \\ \xrightarrow{i} \\ | \\ \downarrow \\ j \end{array} \quad \begin{array}{c} \uparrow \\ \phi_j \\ | \\ \xrightarrow{j} \\ | \\ x_j \end{array} \xrightarrow{T_{\mathfrak{g}}} \sum_{i,j=1}^n \phi_i \otimes x_j x_i \phi_j$$

Note that we read the elements along the orientation of the skeleton.

Proposition 5.1 ([BND16]). *The map $T_{\mathfrak{g}} : \mathcal{A}^w \rightarrow \mathbb{U}(I\mathfrak{g})$ is well-defined, i.e. it does not depend on a choice of basis and satisfies the $\overrightarrow{4T}$ and TC relations.*

Proof. Let us first show that the map $T_{\mathfrak{g}}$ does not depend on a choice of basis. Given two bases $\{x_i\}_{i=1}^n$ and $\{y_i\}_{i=1}^n$ of \mathfrak{g} with corresponding dual bases $\{\phi_i\}_{i=1}^n$ and $\{\psi_i\}_{i=1}^n$ of \mathfrak{g}^* and suppose that

$$y_j = \sum_{i=1}^n a_{ij} x_i, \quad \psi_j = \sum_{i=1}^n b_{ij} \phi_i, \quad j = 1, 2, \dots, n.$$

Let $A = (a_{ij})_{1 \leq i, j \leq n}$ and $B = (b_{ij})_{1 \leq i, j \leq n}$. We leave it as an exercise in linear algebra to show that $B = (A^{-1})^t$. Then it suffices to show that the term

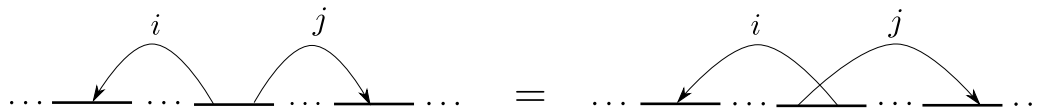
$$\sum_{i=1}^n \phi_i \otimes x_i \in U(I\mathfrak{g})^{\otimes 2},$$

which corresponds to a single arrow, does not depend on a choice of basis. Indeed, we have

$$\begin{aligned} \sum_{j=1}^n \psi_j \otimes y_j &= \sum_{j=1}^n \sum_{i=1}^n b_{ij} \phi_i \otimes \sum_{k=1}^n a_{kj} x_k \\ &= \sum_{k=1}^n \sum_{i=1}^n \sum_{j=1}^n b_{ij} a_{kj} \phi_i \otimes x_k \\ &= \sum_{k=1}^n \sum_{i=1}^n (BA^t)_{ik} \phi_i \otimes x_k \\ &= \sum_{k=1}^n \sum_{i=1}^n \delta_{ik} \phi_i \otimes x_k \quad (\text{since } BA^t = I) \\ &= \sum_{i=1}^n \phi_i \otimes x_i, \end{aligned}$$

as required.

Next let us prove the TC relations



Under $T_{\mathfrak{g}}$, the left hand side is given by

$$\sum_{i,j=1}^n \dots x_i \dots \phi_j \phi_i \dots x_j \dots$$

and the right hand side is given by

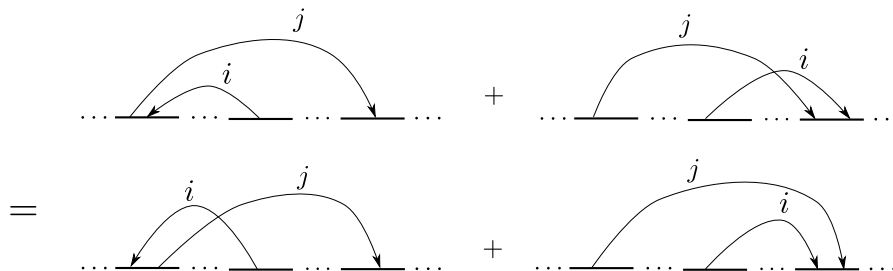
$$\sum_{i,j=1}^n \dots x_i \dots \phi_i \phi_j \dots x_j \dots$$

Here again ...'s denote other elements of $U(I\mathfrak{g})$, which stay the same on both sides. Then

$$\sum_{i,j=1}^n \dots x_i \dots \phi_j \phi_i \dots x_j \dots - \sum_{i,j=1}^n \dots x_i \dots \phi_i \phi_j \dots x_j \dots = \sum_{i,j=1}^n \dots x_i \dots [\phi_j, \phi_i] \dots x_j \dots = 0,$$

since the Lie algebra \mathfrak{g}^* is commutative.

Finally let us proceed to show the $\overrightarrow{4T}$ relation



For that we first let c_{ijk} be the structure constants of \mathfrak{g} , i.e.

$$[x_i, x_j] = \sum_{k=1}^n c_{ijk} x_k, \quad 1 \leq i, j \leq n.$$

Note that $[\phi_j, x_i] = -x_i \cdot \phi_j$. It is a simple exercise in linear algebra to show that

$$-x_i \cdot \phi_j = \sum_{k=1}^n c_{ikj} \phi_k, \quad 1 \leq i, j \leq n.$$

Under $T_{\mathfrak{g}}$, the left hand side of $\overrightarrow{4T}$ is

$$\sum_{i,j=1}^n \dots \phi_j x_i \dots \phi_i \dots x_j \dots + \dots \phi_j \dots \phi_i \dots x_j x_i \dots$$

and the right hand side is

$$\sum_{i,j=1}^n \dots x_i \phi_j \dots \phi_i \dots x_j \dots + \dots \phi_j \dots \phi_i \dots x_i x_j \dots$$

Taking the difference of both sides we obtain

$$\begin{aligned} & \sum_{i,j=1}^n \dots [\phi_j, x_i] \dots \phi_i \dots x_j \dots - \dots \phi_j \dots \phi_i \dots [x_i, x_j] \dots \\ &= \sum_{i,j,k=1}^n \dots c_{ikj} \phi_k \dots \phi_i \dots x_j \dots - \sum_{i,j,k=1}^n \dots \phi_j \dots \phi_i \dots c_{ijk} x_k \dots \\ &= \sum_{i,j,k=1}^n \dots c_{ijk} \phi_j \dots \phi_i \dots x_k \dots - \sum_{i,j,k=1}^n \dots \phi_j \dots \phi_i \dots c_{ijk} x_k \dots = 0, \end{aligned}$$

as required. \square

5.2 The Lie Algebra \mathfrak{g}_0

In this section let us specialize to the simplest non-trivial case, namely when \mathfrak{g} is the non-abelian 2 dimensional Lie algebra. Specifically, as a vector space \mathfrak{g} is two-dimensional over \mathbb{Q} given by

$$\mathfrak{g} = \text{span}_{\mathbb{Q}}\{c, w\},$$

and the Lie bracket is given by $[w, c] = w$. Then the dual Lie algebra \mathfrak{g}^* is given by

$$\mathfrak{g}^* = \text{span}_{\mathbb{Q}}\{b = c^*, u = w^*\}$$

and the Lie bracket is given by $[b, u] = 0$. In order to obtain $I\mathfrak{g}$ let us compute the brackets between elements of \mathfrak{g} and \mathfrak{g}^* . For instance, we have

$$[u, w] = -w \cdot u.$$

Now by the definition of the coadjoint action we have

$$(w \cdot u)(c) = u([c, w]) = -u(w) = -w^*(w) = -1.$$

Thus we get $[u, w] = c^* = b$. Similarly we obtain $[u, c] = -u$, and $[b, \cdot] = 0$. In other words, b is central. Now we let $\mathfrak{g}_0 := I\mathfrak{g}$. So the Lie algebra \mathfrak{g}_0 is the four-dimensional vector space

$$\mathfrak{g}_0 = \text{span}_{\mathbb{Q}}\{b, c, u, w\}$$

equipped with the Lie brackets

$$[b, \cdot] = 0, \quad [c, u] = u, \quad [c, w] = -w, \quad [u, w] = b. \quad (5.1)$$

From our convention the degrees of b and u are 1 and the degrees of c and w are 0. Then one can check that the Lie bracket preserves the degree and hence \mathfrak{g}_0 is a graded Lie algebra. In practice, it is useful to have a matrix representation of \mathfrak{g}_0

Proposition 5.2. *The Lie algebra \mathfrak{g}_0 has the following faithful representation*

$$b \mapsto \begin{pmatrix} 0 & 0 & -1 \\ 0 & 0 & 0 \\ 0 & 0 & 0 \end{pmatrix}, \quad u \mapsto \begin{pmatrix} 0 & 0 & 0 \\ 0 & 0 & 1 \\ 0 & 0 & 0 \end{pmatrix}, \quad c \mapsto \begin{pmatrix} 0 & 0 & 0 \\ 0 & 1 & 0 \\ 0 & 0 & 0 \end{pmatrix}, \quad w \mapsto \begin{pmatrix} 0 & 1 & 0 \\ 0 & 0 & 0 \\ 0 & 0 & 0 \end{pmatrix}.$$

Proof. The four matrices are clearly linearly independent and it is easy to check that they also satisfy the commutation relations given in (5.1). \square

5.3 The meta-monoid \mathbb{G}_0

In this section we analyze the meta-monoid $\mathbb{U}(\mathfrak{g}_0)$. Let X be a finite set of labels, we define

$$\mathbb{U}(\mathfrak{g}_0)_X := U(\mathfrak{g}_0)^{\widehat{\otimes} X} = \widehat{U}\left(\bigoplus_{j \in X} \mathfrak{g}_{0,j}\right),$$

where each $\mathfrak{g}_{0,j}$ is a copy of \mathfrak{g}_0 and \widehat{U} denotes the degree-completed universal enveloping algebra. The Lie algebra $\bigoplus_{j \in X} \mathfrak{g}_{0,j}$ can be given a succinct description as follows: as a vector space

$$\bigoplus_{j \in X} \mathfrak{g}_{0,j} = \text{span}_{\mathbb{Q}}\{b_j, c_j, u_j, w_j : j \in X\},$$

and the Lie brackets are given as follows: the Lie brackets of elements with different indices vanish, and

$$[b_j, \cdot] = 0, \quad [c_j, u_j] = u_j, \quad [c_j, w_j] = -w_j, \quad [u_j, w_j] = b_j$$

for all $j \in X$. In other words, we can index the generators of \mathfrak{g}_0 by the labels in X to specify which factors of the tensor product they belong to. This results in a more streamlined notations. Concretely, we can write

$$\underbrace{buw}_i \otimes \underbrace{wu^2}_j \otimes \underbrace{c^2w^3}_k \longrightarrow b_i u_i w_i w_j u_j^2 c_k^2 w_k^3, \quad i, j, k \in X.$$

Since the b_j 's are central, we can absorb them into the ground field, and so we think of an element of $\widehat{U}\left(\bigoplus_{j \in X} \mathfrak{g}_{0,j}\right)$ as a power series in c_i, u_j, w_k with coefficients rational functions in b_j 's. For the completion recall our convention that the degrees of b_i and u_j are 1 and the degrees of c_i and w_k are 0.

By the PBW theorem [AK08] we can write each element of the universal enveloping algebra in terms of monomials in some particular order of the basis elements which can be fixed in advance. For that purpose let us introduce the *ordering operators* $\mathbb{O}(\cdot|specs)$, which are linear operators

$$\mathbb{O}(\cdot|specs) : \mathbb{Q}[[b_j, c_j, u_j, w_j : j \in X]] \rightarrow \widehat{U}\left(\bigoplus_{j \in X} \mathfrak{g}_{0,j}\right)$$

Here $\mathbb{Q}[[b_j, c_j, u_j, w_j : j \in X]]$ is the algebra of power series in the commuting variables b_j, c_j, u_j, w_j

where $\deg b_j = \deg u_j = 1$, $\deg c_j = \deg w_j = 0$, for $j \in X$, and *specs* specifies how we should order the variables. Since b_j 's are central, we only need to order c_j, u_j, w_j (compare with *normal ordering* in the physics literature [VMMC06, PHP⁺07]). For instance,

$$\mathbb{O}(e^{b_1} u_1 e^{c_1} e^{u_2} w_2 | c_1 u_1, w_2 u_2) = e^{b_1} e^{c_1} u_1 w_2 e^{u_2} = w_2 e^{u_2} e^{b_1} e^{c_1} u_1,$$

where the second equality follows because elements of different indices commute.

Now I can describe our *meta-monoid* \mathbb{G}_0 . For a finite set X of labels, let $(\mathbb{G}_0)_X$ be the collection of *commutative series* of the form

$$f = \omega \exp \left(\sum_{i,j \in X} l_{i,j} b_i c_j + q_{i,j} u_i w_j \right), \quad (5.2)$$

where each $l_{i,j}$ is an integer and ω and $q_{i,j}$ are power series in b_k for $k \in X$. The element f is characterized by a triple consisting of the “scalar” ω and two labeled matrices L and Q

$$L = \left(\begin{array}{c|c} \omega & X \\ \hline X & l_{ij} \end{array} \right), \quad Q = \left(\begin{array}{c|c} \omega & X \\ \hline X & q_{ij} \end{array} \right).$$

For aesthetic purpose we stick ω to the empty corners of L and Q . The scalar ω is required to satisfied the following condition

- (a) ω is a function of e^{b_i} , $i \in X$, and with the substitution $e^{b_i} \rightarrow t_i$ we have $\omega|_{t_i \rightarrow 1} = 1$.

The matrix Q is also required to satisfy certain conditions. First I need to introduce some notations. Let D be a diagonal matrix labeled by X whose (j, j) -diagonal entry is b_j for $j \in X$. For column vectors $\mathbf{t} = (t_j : j \in X)^T$ and $\mathbf{a} = (a_j : j \in X)^T$ we define

$$\mathbf{t}^{\mathbf{a}} := \prod_{j \in X} t_j^{a_j}.$$

Then for a matrix $A = (a_j : j \in X)$, where $\mathbf{a}_j = (a_{ij} : i \in X)^T$ (the j th column of A is \mathbf{a}_j), we define \mathbf{t}^A to be the diagonal matrix whose (j, j) -entry is given by

$$\mathbf{t}^{\mathbf{a}_j} = \prod_{i \in X} t_i^{a_{ij}}.$$

Now I require the matrix Q to satisfy the following two conditions:

- (i) each entry of DQ is a rational function in e^{b_i} 's, so we can make the change of variables $e^{b_i} \rightarrow t_i$ for $i \in X$,
- (ii) with the substitution $e^{b_i} \rightarrow t_i$ for $i \in X$ we have $DQ|_{t_i \rightarrow 1} = \mathbf{0}$.

where $\mathbf{0}$ is the $n \times n$ matrix consisting of 0's. There is a map from $(\mathbb{G}_0)_X$ to $\mathbb{U}(\mathfrak{g}_0)_X$ given by

$$f \mapsto \mathbb{O}(f | c_i u_i w_i \text{ for } i \in X).$$

For each index the order is *cww*, which we call *cww-order* for short.

In order to perform stitching, we need to understand how to reorder the generators. For that we introduce the following *switching operators*

$$N^{uc} : \mathbb{Q}[[b, u, c, w]] \rightarrow \mathbb{Q}[[b, u, c, w]]$$

defined as follows. For $f \in \mathbb{Q}[[b, u, c, w]]$, we have

$$\mathbb{O}(f|uc) = \mathbb{O}((f // N^{uc})|cu).$$

Notice that we only switch two consecutive variables in the ordering and the order of the remaining variables remains intact. As a simple example, in \mathfrak{g}_0 we have $[c, u] = u$, or $cu - uc = u$, so $uc = cu - u = (c - 1)u$. It follows that $uc^2 = (c - 1)^2u$. Therefore

$$uc^2 // N^{uc} = (c - 1)^2u.$$

In a similar fashion we can define the switching operators N^{wc} that switches the order wc to the order cw and N^{wu} that switches the order wu to uw . To understand these switching operators the following proposition will be useful.

Proposition 5.3 ([BN16a]). *In $U(\mathfrak{g}_0)$ we have the following identities*

1. $u^m c^n = (c - m)^n u^m$,
2. $w^m c^n = (c + m)^n w^m$,
3. $w^m u^n = \sum_{j=0}^{\min\{m,n\}} \binom{m}{j} \binom{n}{j} j! (-b)^j u^{n-j} w^{m-j} = \sum_{j=0}^{\min\{m,n\}} \frac{m! n! (-b)^j u^{n-j} w^{m-j}}{j! (m-j)! (n-j)!}$,

where m and n are non-negative integers.

Proof. The first two identities follow from $[c, u] = u$ and $[c, w] = -w$. For the third identity, using $[u, w] = b$, one can use induction. Alternatively, one can observe that to obtain the term $u^{n-j} w^{m-j}$, we have to choose j elements from u 's, j elements from w 's, there are $j!$ ways for them to interact, and each interaction will annihilate u and w and return an element $-b$. \square

Proposition 5.4 ([BN16a]). *We have*

$$e^{\beta u + \gamma c} // N^{uc} = e^{\gamma c + e^{-\gamma} \beta u},$$

$$e^{\alpha w + \gamma c} // N^{wc} = e^{\gamma c + e^{\gamma} \alpha w},$$

where α, β, γ are scalars.

Proof. Let us show the first identity. The second identity is analogous and we leave it as an exercise. We have

$$\begin{aligned} \mathbb{O}(e^{\beta u + \gamma c}|uc) &= e^{\beta u} e^{\gamma c} = \sum_{r,s=0}^{\infty} \frac{\beta^r \gamma^s}{r! s!} u^r c^s = \sum_{r,s=0}^{\infty} \frac{\beta^r \gamma^s}{r! s!} (c - r)^s u^r \\ &= \sum_{r=0}^{\infty} \frac{\beta^r}{r!} \left(\sum_{s=0}^{\infty} \frac{\gamma^s}{s!} (c - r)^s \right) u^r = \sum_{r=0}^{\infty} \frac{\beta^r}{r!} e^{\gamma(c-r)} u^r \end{aligned}$$

$$= e^{\gamma c} \sum_{r=0}^{\infty} \frac{(e^{-\gamma} \beta u)^r}{r!} = e^{\gamma c} e^{e^{-\gamma} \beta u} = \mathbb{O}(e^{\gamma c + e^{-\gamma} \beta u} | cu),$$

as required. \square

Example 5.1. As a simple example, we have

$$e^{bc+uw} \parallel N^{uc} = e^{bc+e^{-b}uw}.$$

To get the corresponding identity in the universal enveloping algebra we need to apply the ordering operator:

$$\mathbb{O}(e^{bc+uw} | wuc) = \mathbb{O}(e^{bc+e^{-b}uw} | wcu).$$

Expanding both sides we obtain the following identity in the universal enveloping algebra

$$\sum_{m,n=0}^{\infty} \frac{b^m}{m! n!} w^n u^n c^m = \sum_{m,n=0}^{\infty} \frac{b^m e^{-nb}}{m! n!} w^n c^m u^n = \sum_{m,n,p=0}^{\infty} \frac{(-n)^p b^{m+p}}{p! m! n!} w^n c^m u^n,$$

where equality is interpreted degree by degree (recall that these generators do not have the same degrees). \clubsuit

Proposition 5.5 ([BN16a]). *We have the following identities*

$$\begin{aligned} \mathbb{O}(e^{\alpha w + \beta u} | wu) &= \mathbb{O}(e^{-b\alpha\beta + \alpha w + \beta u} | uw), \\ e^{\beta u + \alpha w + \gamma uw} \parallel N^{wu} &= \nu e^{-b\nu\alpha\beta + \nu\alpha w + \nu\beta u + \nu\gamma uw}, \end{aligned}$$

where $\nu = (1 + b\gamma)^{-1}$, and α, β, γ are scalars.

Proof. The first identity is the familiar Weyl commutation relation. For completeness we present here a combinatorial proof. The left hand side is

$$\begin{aligned} \mathbb{O}(e^{\alpha w + \beta u} | wu) &= e^{\alpha w} e^{\beta u} = \sum_{m,n=0}^{\infty} \frac{\alpha^m \beta^n}{m! n!} w^m u^n \\ &= \sum_{m,n=0}^{\infty} \frac{\alpha^m \beta^n}{m! n!} \left(\sum_{r=0}^{\min\{m,n\}} \frac{m! n! (-b)^r}{r! (m-r)! (n-r)!} u^{n-r} w^{m-r} \right) \\ &= \sum_{m,n=0}^{\infty} \sum_{r=0}^{\min\{m,n\}} \frac{\alpha^m \beta^n (-b)^r}{r! (m-r)! (n-r)!} u^{n-r} w^{m-r} \\ &= \sum_{m,n=0}^{\infty} \sum_{r=0}^{\min\{m,n\}} \frac{(-b\alpha\beta)^r (\beta u)^{n-r} (\alpha w)^{m-r}}{r! (n-r)! (m-r)!} \\ &= e^{-b\alpha\beta} e^{\beta u} e^{\alpha w} = \mathbb{O}(e^{-b\alpha\beta + \beta u + \alpha w} | uw), \end{aligned}$$

as required.

The case that involves the quadratic term uw is a bit more complicated. First let us recall a familiar trick: for a series $p(x)$ we have

$$p(x)e^{\alpha x} = p(\partial_\alpha)e^{\alpha x},$$

where ∂_α denotes the formal partial derivative with respect to α . We can then rewrite the left hand side as follows.

$$\begin{aligned} \mathbb{O}(e^{\beta u + \alpha w + \gamma u w} | w u) &= \mathbb{O}(e^{\gamma u w} e^{\beta u + \alpha w} | w u) = \mathbb{O}(e^{\gamma \partial_\beta \partial_\alpha} e^{\beta u + \alpha w} | w u) = e^{\gamma \partial_\beta \partial_\alpha} \mathbb{O}(e^{\beta u + \alpha w} | w u) \\ &= e^{\gamma \partial_\alpha \partial_\beta} \mathbb{O}(e^{-b\alpha\beta + \alpha w + \beta u} | w u) \quad (\text{by the first identity}) \\ &= \mathbb{O}(e^{\gamma \partial_\alpha \partial_\beta} e^{-b\alpha\beta + \alpha w + \beta u} | w u) \end{aligned}$$

Now we let

$$\psi(\alpha, \beta, \gamma) = e^{\gamma \partial_\alpha \partial_\beta} e^{-b\alpha\beta + \alpha w + \beta u}$$

as a formal power series in α, β, γ . Then ψ satisfies

$$\begin{cases} \psi(\alpha, \beta, 0) = e^{-b\alpha\beta + \beta u + \alpha w} \\ \partial_\gamma \psi = \partial_\alpha \partial_\beta \psi. \end{cases}$$

Observe that there exists a unique series that satisfies the above initial value problem (IVP) since we can express the coefficient of a term of a certain degree in terms of the coefficients of lower degree terms. All that remains is to show that the series in the right hand side

$$\nu e^{-b\nu\alpha\beta + \nu\alpha w + \nu\beta u + \nu\gamma u w}$$

also satisfies the IVP. Clearly the initial condition is satisfied. To check that the series also satisfies the PDE is an exercise in multivariable calculus and we leave the details to the readers. \square

Example 5.2. For a simple example we have

$$\mathbb{O}(e^{uw} | w u) = \mathbb{O}\left(\frac{1}{1+b} e^{\left(\frac{1}{1+b}\right)uw} \middle| w u\right).$$

Expanding both sides we obtain

$$\sum_{m=0}^{\infty} \frac{1}{m!} w^m u^m = \sum_{m=0}^{\infty} \frac{1}{m!} \left(\sum_{s=0}^{\infty} (-b)^s \right)^{m+1} u^m w^m.$$

Again equality is interpreted degree by degree. \clubsuit

Now we are ready to define the stitching operation. First we extend the switching operators to allow indices. For instance we define $N_k^{u_i c_j}$ to be

$$f \parallel N_k^{u_i c_j} := (f \parallel N^{u_i c_j})|_{u_i \rightarrow u_k, c_j \rightarrow c_k}$$

or in the universal enveloping algebra

$$\mathbb{O}((f|_{u_i \rightarrow u_k, c_j \rightarrow c_k}) | \dots u_k c_k \dots) = \mathbb{O}(f \parallel N_k^{u_i c_j} | \dots c_k u_k \dots).$$

We define the other switching operators similarly. We define the stitching operation $m_k^{i,j}$ in \mathbb{G}_0 by pulling back the stitching operation in $\mathbb{U}(\mathfrak{g}_0)$. Namely, for $f \in \mathbb{Q}[\dots, c_i, u_i, w_i, c_j, u_j, w_j \dots]$ the stitching

operation $m_k^{i,j}$ is characterized by

$$\mathbb{O}(f | \dots c_i u_i w_i c_j u_j w_j \dots) \parallel m_k^{i,j} = \mathbb{O}(f \parallel m_k^{i,j} | \dots c_k u_k w_k \dots).$$

Note that $m_k^{i,j}$ on the left hand side is the stitching operation in $\mathbb{U}(\mathfrak{g}_0)$. Concretely we first put the two orderings $c_i u_i w_i$ and $c_j u_j w_j$ next to each other on the strand labeled k

$$c_i u_i w_i c_j u_j w_j$$

and then use the switching operators to turn the above to the cuw order. Namely

$$c_i u_i (w_i c_j) u_j w_j \xrightarrow{N_k^{w_i c_j}} c_i (u_i c_k) w_k u_j w_j \xrightarrow{N_k^{u_i c_k}} c_i c_k u_k (w_k u_j) w_j \xrightarrow{N_k^{w_k u_j}} c_i c_k u_k u_k w_k w_j.$$

Finally we relabel c_i to c_k and w_j to w_k . From the construction of the stitching operation we see that meta-associativity is automatically satisfied because it is the pullback of the stitching operation in $\mathbb{U}(\mathfrak{g}_0)$. However, I need to check that $m_k^{i,j}$ is well-defined, i.e. after stitching the scalar ω satisfies condition (a), the matrix L consists of integer entries, and the matrix Q satisfies conditions (i) and (ii). For this purpose let me consider an arbitrary element ζ of $(\mathbb{G}_0)_{\{i,j\} \cup S}$ given in matrix form by

$$L = \left(\begin{array}{c|ccc} \omega & i & j & S \\ \hline i & l_{ii} & l_{ij} & \mathbf{l}_{iS} \\ j & l_{ji} & l_{jj} & \mathbf{l}_{jS} \\ S & \mathbf{l}_{Si} & \mathbf{l}_{Sj} & \mathbf{l}_{SS} \end{array} \right), \quad Q = \left(\begin{array}{c|ccc} \omega & i & j & S \\ \hline i & q_{ii} & q_{ij} & \mathbf{q}_{iS} \\ j & q_{ji} & q_{jj} & \mathbf{q}_{jS} \\ S & \mathbf{q}_{Si} & \mathbf{q}_{Sj} & \mathbf{q}_{SS} \end{array} \right),$$

and the matrix D in this case is

$$D = \left(\begin{array}{c|ccc} & i & j & S \\ \hline i & b_i & 0 & \mathbf{0} \\ j & 0 & b_j & \mathbf{0} \\ S & \mathbf{0} & \mathbf{0} & b_{SS} \end{array} \right).$$

Then it is a computation exercise to verify that for $\zeta \parallel m_k^{i,j}$ the matrix L is given by

$$\left(\begin{array}{c|cc} & k & S \\ \hline k & l_{ii} + l_{ij} + l_{ji} + l_{jj} & \mathbf{l}_{iS} + \mathbf{l}_{jS} \\ S & \mathbf{l}_{Si} + \mathbf{l}_{Sj} & \mathbf{l}_{SS} \end{array} \right),$$

which consists of integer entries. The scalar part is given by, where we set $e^{b_x} \rightarrow t_x$,

$$\frac{\omega}{1 + t_k^{l_{ij}} t_k^{l_{jj}} t_S^{l_{Sj}} b_k q_{ji}}.$$

Observe that $b_k q_{ji}$ is a function of e^{b_x} by assumption and when we set $t_x \rightarrow 1$ the term $b_k q_{ji}$ vanishes.

Thus the scalar part satisfies condition (a). Finally the matrix part $DQ|_{e^{b_x} \rightarrow t_x}$ is given by

$$\left(\begin{array}{c|cc} & k & S \\ \hline k & \frac{t_k^{-l_{ij}-l_{jj}} t_S^{-l_{Sj}} b_k q_{ij} + t_k^{l_{ij}+l_{jj}} t_S^{l_{Sj}} b_k q_{ji} + b_k (q_{ii} + q_{jj}) + b_k^2 (q_{ij} q_{ji} - q_{ii} q_{jj})}{1 + t_k^{l_{ij}+l_{jj}} t_S^{l_{Sj}} b_k q_{ji}} & \frac{t_k^{-l_{ij}-l_{jj}} t_S^{-l_{Sj}} b_k q_{iS} + b_k q_{jS} + b_k^2 (q_{jS} q_{iS} - q_{ii} q_{jS})}{1 + t_k^{l_{ij}+l_{jj}} t_S^{l_{Sj}} b_k q_{ji}} \\ \hline S & \frac{t_k^{l_{ij}+l_{jj}} t_S^{l_{Sj}} (b_{SS} q_{Si} - b_k b_{SS} (q_{jj} q_{Si} - q_{ji} q_{Sj})) + b_{SS} q_{Sj}}{1 + t_k^{l_{ij}+l_{jj}} t_S^{l_{Sj}} b_k q_{ji}} & \frac{b_{SS} q_{SS} - t_k^{l_{ij}+l_{jj}} t_S^{l_{Sj}} b_k b_{SS} (q_{Si} q_{jS} - q_{ji} q_{SS})}{1 + t_k^{l_{ij}+l_{jj}} t_S^{l_{Sj}} b_k q_{ji}} \end{array} \right).$$

In this form I can check readily from the assumption $\zeta \in (\mathbb{G}_0)_{\{i,j\} \cup S}$ that the two conditions (i) and (ii) are still satisfied. Condition (i) follows because in each term the powers of b 's agree with the powers of q 's. Condition (ii) is true because when all t_x are set to 1 we have $b_k q_{ij} = b_k q_{ji} = 0$, $b_k q_{iS} = b_k q_{jS} = 0$, $b_{SS} q_{Si} = b_{SS} q_{Sj} = 0$, and $b_k q_{ii} = b_k q_{jj} = 1$, $b_{SS} q_{SS} = I$. Therefore \mathbb{G}_0 is a meta-monoid. We summarize the above discussion in the following proposition.

Proposition 5.6 ([BN16a]). *We have a meta-monoid homomorphism $\iota : \mathbb{G}_0 \rightarrow \mathbb{U}(\mathfrak{g}_0)$ given by*

$$f \mapsto \mathbb{O}(f | c_j u_j w_j : j \in X),$$

where $f \in (\mathbb{G}_0)_X$.

Proposition 5.7 ([BN16a]). *There is a meta-monoid homomorphism ψ from the meta-monoid of w -tangles \mathcal{W} to the meta-monoid \mathbb{G}_0 given by*

$$R_{i,j}^\pm \mapsto \exp \left(\pm b_i c_j + \frac{e^{\pm b_i} - 1}{b_i} u_i w_j \right)$$

Mathematica[®]. Before presenting the proof let us describe our implementation of \mathbb{G}_0 in Mathematica. A reader with Mathematica can get the notebook <http://www.math.toronto.edu/vothuan/>. First we write a subroutine CF to simplify the expressions

```
CF[expr_] := expr // Simplify;
E /: CF[E[ω_, λ_]] := E[CF[ω], CF[λ]];
E /: E[ω1_, λ1_] E[ω2_, λ2_] := CF@E[ω1 ω2, λ1 + λ2];
E[ω1_, λ1_] ≡ E[ω2_, λ2_] := CF[ω1 == ω2 ∧ λ1 == λ2];
```

Notice that here the input has the form $\mathbb{E}[\omega, \lambda]$, where ω is the scalar part and λ is the bilinear form in $b_i c_j$ and $u_k w_l$. So for instance we can input an arbitrary element of $(\mathbb{G}_0)_{\{i,j\}}$ as

$$\mathbb{E}[\omega, \text{Sum}[\mathbf{l}_{x,y} \mathbf{b}_x \mathbf{c}_y + \mathbf{q}_{x,y} \mathbf{u}_x \mathbf{w}_y, \{\mathbf{x}, \{\mathbf{i}, \mathbf{j}\}\}, \{\mathbf{y}, \{\mathbf{i}, \mathbf{j}\}\}]]$$

and the output is

$$\mathbb{E}[\omega, b_i c_i l_{i,i} + b_i c_j l_{i,j} + b_j c_i l_{j,i} + b_j c_j l_{j,j} + u_i w_i q_{i,i} + u_i w_j q_{i,j} + u_j w_i q_{j,i} + u_j w_j q_{j,j}]$$

Notice also that we use the notation \equiv to compare two elements of the form $\mathbb{E}[\omega_1, \lambda_1]$ and $\mathbb{E}[\omega_2, \lambda_2]$. Now we program the switching operators $N_k^{u_i c_j}$, $N_k^{w_i c_j}$, $N_k^{w_i u_j}$:

$$\begin{aligned}
\mathbf{N}_{\mathbf{u}_i \mathbf{c}_j \rightarrow \mathbf{k}_-} [\mathbb{E}[\omega_-, \lambda_-]] &:= \mathbf{CF} [\\
&\quad \mathbb{E}[\omega, e^{-\gamma} \beta \mathbf{u}_k + \gamma \mathbf{c}_k + (\lambda / . \mathbf{c}_j \mid \mathbf{u}_i \rightarrow 0)] / . \{ \gamma \rightarrow \partial_{\mathbf{c}_j} \lambda, \beta \rightarrow \partial_{\mathbf{u}_i} \lambda \}]; \\
\mathbf{N}_{\mathbf{w}_i \mathbf{c}_j \rightarrow \mathbf{k}_-} [\mathbb{E}[\omega_-, \lambda_-]] &:= \mathbf{CF} [\\
&\quad \mathbb{E}[\omega, e^{\gamma} \alpha \mathbf{w}_k + \gamma \mathbf{c}_k + (\lambda / . \mathbf{c}_j \mid \mathbf{w}_i \rightarrow 0)] / . \{ \gamma \rightarrow \partial_{\mathbf{c}_j} \lambda, \alpha \rightarrow \partial_{\mathbf{w}_i} \lambda \}]; \\
\mathbf{N}_{\mathbf{w}_i \mathbf{u}_j \rightarrow \mathbf{k}_-} [\mathbb{E}[\omega_-, \lambda_-]] &:= \mathbf{CF} [\\
&\quad \mathbb{E}[\nu \omega, -\mathbf{b}_k \nu \alpha \beta + \nu \beta \mathbf{u}_k + \nu \delta \mathbf{u}_k \mathbf{w}_k + \nu \alpha \mathbf{w}_k + (\lambda / . \mathbf{w}_i \mid \mathbf{u}_j \rightarrow 0)] / . \nu \rightarrow (1 + \mathbf{b}_k \delta)^{-1} \\
&\quad / . \{ \alpha \rightarrow \partial_{\mathbf{w}_i} \lambda / . \mathbf{u}_j \rightarrow 0, \beta \rightarrow \partial_{\mathbf{u}_j} \lambda / . \mathbf{w}_i \rightarrow 0, \delta \rightarrow \partial_{\mathbf{w}_i, \mathbf{u}_j} \lambda \}];
\end{aligned}$$

and the stitching operation

$$\mathbf{gm}_{i, j \rightarrow k_-} [\mathbb{E}[\omega_-, \lambda_-]] := \mathbf{CF} [\mathbf{Module}[\{\mathbf{x}\}, \\
(\mathbb{E}[\omega, \lambda] // \mathbf{N}_{\mathbf{u}_i \mathbf{c}_j \rightarrow \mathbf{x}} // \mathbf{N}_{\mathbf{u}_i \mathbf{c}_\mathbf{x} \rightarrow \mathbf{x}} // \mathbf{N}_{\mathbf{w}_\mathbf{x} \mathbf{u}_j \rightarrow \mathbf{x}}) / . \{ \mathbf{c}_i \rightarrow \mathbf{c}_k, \mathbf{w}_j \rightarrow \mathbf{w}_k, \mathbf{y}_{-\mathbf{x}} \Rightarrow \mathbf{y}_k, \mathbf{b}_{i|j} \rightarrow \mathbf{b}_k \}]]$$

Note that here we use the notation $gm_k^{i,j}$ to distinguish it from the stitching operations in other meta-monoids.

Proof. Again we just need to check the $R2$ moves, $R3$ moves and OC moves. One can check them directly by hand, but it is faster to use Mathematica. First we define the crossings

$$\mathbf{gR}_{i, j_-}^+ = \mathbb{E}[1, \mathbf{b}_i \mathbf{c}_j + \mathbf{b}_i^{-1} (e^{\mathbf{b}_i} - 1) \mathbf{u}_i \mathbf{w}_j]; \quad \mathbf{gR}_{i, j_-}^- = \mathbb{E}[1, -\mathbf{b}_i \mathbf{c}_j + \mathbf{b}_i^{-1} (e^{-\mathbf{b}_i} - 1) \mathbf{u}_i \mathbf{w}_j];$$

Again we use the notation $gR_{i,j}^+$ to distinguish it from the crossings in other meta-monoids. For the $R2$ move we consider

$$\mathbf{gR}_{i, j}^+ \mathbf{gR}_{k, 1}^- // \mathbf{gm}_{i, k \rightarrow i} // \mathbf{gm}_{j, 1 \rightarrow j}$$

The output is

$$\mathbb{E}[1, 0]$$

as expected. For the $R3$ move we test the following equality

$$\begin{aligned}
&(\mathbf{gR}_{1, 4}^+ \mathbf{gR}_{2, 5}^+ \mathbf{gR}_{6, 3}^- // \mathbf{gm}_{1, 6 \rightarrow 1} // \mathbf{gm}_{2, 4 \rightarrow 2} // \mathbf{gm}_{3, 5 \rightarrow 3}) \equiv \\
&(\mathbf{gR}_{1, 4}^- \mathbf{gR}_{5, 2}^+ \mathbf{gR}_{6, 3}^+ // \mathbf{gm}_{1, 5 \rightarrow 1} // \mathbf{gm}_{2, 6 \rightarrow 2} // \mathbf{gm}_{3, 4 \rightarrow 3})
\end{aligned}$$

and for the OC move we test the following equality

$$(\mathbf{gR}_{4, 2}^+ \mathbf{gR}_{1, 3}^+ // \mathbf{gm}_{1, 4 \rightarrow 1}) \equiv (\mathbf{gR}_{4, 3}^+ \mathbf{gR}_{1, 2}^+ // \mathbf{gm}_{1, 4 \rightarrow 1})$$

They both return True, as required. \square

Next I will present an explicit meta-monoid homomorphism from $\mathbb{G}_0 \rightarrow \tilde{\Gamma}$.

Proposition 5.8. *There is a meta-monoid homomorphism $\eta : \mathbb{G}_0 \rightarrow \tilde{\Gamma}$ given as follows. For a finite set X of labels we send*

$$\omega \exp \left(\sum_{i, j \in X} l_{ij} b_i c_j + q_{ij} u_i w_j \right) \mapsto \left(\left(\frac{\omega^{-1} \mid X}{X \mid \mathbf{t}^L (I - DQ|_{e^{b_i} \rightarrow t_i})} \right), \sum_{j \in X} \mathbf{t}^j \mathbf{v}_j \right),$$

where $L = (l_{ij})_{i, j \in X}$, $Q = (q_{ij})_{i, j \in X}$, \mathbf{l}_j is the j th column of L , and D is the diagonal matrix whose (i, i) -entry is b_i for all $i \in X$.

Mathematica[®]. Again let us implement the above map in Mathematica:

```

G0toΓ[e_] := Module[{A, λ, L, ω, Q, n, II, DD, T, M, σ, i, j},
  ω = e[[1]] /. e^x_ -> e^Simplify[x/.b_i_ -> Log[t_i]] // Simplify;
  λ = e[[2]];
  A = Union@Cases[λ, (b | c) a_ -> a, ∞];
  L = Outer[Factor[∂_{b_{#1}} ∂_{c_{#2}} λ] &, A, A];
  Q = Outer[Factor[∂_{u_{#1} w_{#2}} λ] &, A, A];
  n = Length[A];
  II = IdentityMatrix[n];
  DD = DiagonalMatrix[Table[b_i, {i, A}]];
  T = DiagonalMatrix[Table[Product[t_A[[i,j]]^L, {i, 1, n}], {j, 1, n}]];
  σ = Sum[Product[t_A[[i,j]]^L, {i, 1, n}] v_A[[j], {j, 1, n}]];
  M = T.(II - DD.Q) /. e^x_ -> e^Simplify[x/.b_i_ -> Log[t_i]] // Simplify;
  eΓ[ω^-1, Table[y_i, {i, A}].M.Table[x_i, {i, A}], σ];

```

The subroutine `G0toΓ` takes an element e in $(\mathbb{G}_0)_X$ and convert it to the corresponding element in $\tilde{\Gamma}_X$.

Proof. Notice first that condition (a) ensures that we can divide by ω . From condition (a) of ω and conditions (i) and (ii) of Q we see that the image of η is indeed contained in $\tilde{\Gamma}$. Suppose that $X = \{i, j\} \cup S$, where $\{i, j\} \cap S = \emptyset$. To show that η is a meta-monoid homomorphism we only need to check that

$$\zeta \parallel m_k^{i,j} \parallel \eta = \zeta \parallel \eta \parallel m_k^{i,j}, \quad \zeta \in \mathbb{G}_0^X. \quad (5.3)$$

This is a matter of computation. First we need to fix some notations. Suppose that ζ is given by

$$L = \left(\begin{array}{c|ccc} \omega & i & j & S \\ \hline i & l_{ii} & l_{ij} & l_{iS} \\ j & l_{ji} & l_{jj} & l_{jS} \\ S & l_{Si} & l_{Sj} & l_{SS} \end{array} \right), \quad Q = \left(\begin{array}{c|ccc} \omega & i & j & S \\ \hline i & q_{ii} & q_{ij} & q_{iS} \\ j & q_{ji} & q_{jj} & q_{jS} \\ S & q_{Si} & q_{Sj} & q_{SS} \end{array} \right),$$

and the diagonal matrix D in this case is

$$D = \left(\begin{array}{c|ccc} & i & j & S \\ \hline i & b_i & 0 & \mathbf{0} \\ j & 0 & b_j & \mathbf{0} \\ S & \mathbf{0} & \mathbf{0} & b_{SS} \end{array} \right).$$

We can check the equation (5.3) directly in Mathematica as follows. First we input ζ using the command

$$\zeta = \mathbb{E}[\omega, \text{Sum}[l_{x,y} b_x c_y + q_{x,y} u_x w_y, \{\mathbf{x}, \{\mathbf{i}, \mathbf{j}, \mathbf{S}\}\}, \{\mathbf{y}, \{\mathbf{i}, \mathbf{j}, \mathbf{S}\}\}]]$$

And then we check (5.3) using the command

$$(\zeta \parallel \text{G0to}\Gamma \parallel \text{em}_{i,j \rightarrow k}) \equiv (\zeta \parallel \text{gm}_{i,j \rightarrow k} \parallel \text{G0to}\Gamma)$$

Mathematica then returns True, as required. \square

Remark 5.1. The above proof is purely computational. Let me present a more heuristic reason of why equation (5.3) should be true, which will also explains where the map η comes from. The following

discussion follows ideas of Prof Bar-Natan. Again let

$$f = \exp \left(\sum_{i,j \in X} l_{ij} b_i c_j + q_{ij} u_i w_j \right).$$

To find a matrix representation of f we will define a representation of f on the vector space $\text{span} \{u_i : i \in X\}$ given by

$$f \cdot u_k = \iota(f) u_k \iota(f)^{-1},$$

where ι is the inclusion map defined in Proposition 5.6. We claim that it is indeed a representation, i.e.

$$\iota(f) u_k \iota(f)^{-1} = \sum_{i \in X} \gamma_{ik} u_i.$$

To find the matrix $M = (\gamma_{ij})_{i,j \in X}$ our strategy is to “push” u_k past $\iota(f)$. For that, observe that the following identity can be proven easily by induction

$$w^n u = u w^n - n b w^{n-1}, \quad n \in \mathbb{Z}_{\geq 0}.$$

Then we have

$$\begin{aligned} \exp(q_{ik} u_i w_k) u_k &= \left(\sum_{n=0}^{\infty} \frac{1}{n!} q_{ik}^n u_i^n w_k^n \right) u_k \\ &= \sum_{n=0}^{\infty} \frac{1}{n!} q_{ik}^n u_i^n u_k w_k^n - \sum_{n=1}^{\infty} \frac{b_k}{(n-1)!} q_{ik}^n u_i^n w_k^{n-1} \\ &= (u_k - b_k q_{ik} u_i) \exp(q_{ik} u_i w_k). \end{aligned}$$

Similarly using the identity

$$c^n u = u(c+1)^n,$$

we obtain

$$\begin{aligned} \exp(l_{ik} b_i c_k) u_k &= \sum_{n=0}^{\infty} \frac{1}{n!} l_{ik}^n b_i^n c_k^n u_k = \sum_{n=0}^{\infty} \frac{1}{n!} l_{ik}^n b_i^n u_k (c_k + 1)^n \\ &= u_k \exp(l_{ik} b_i (c_k + 1)) = \exp(l_{ik} b_i) u_k \exp(l_{ik} b_i c_k). \end{aligned}$$

Therefore it follows that

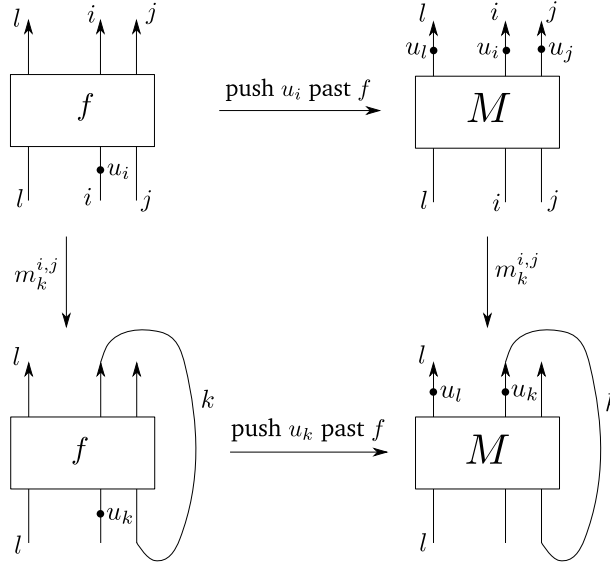
$$\gamma_{ij} = \begin{cases} \prod_{k \in X} \exp(l_{kj} b_k) (1 - b_j q_{jj}), & i = j, \\ - \prod_{k \in X} \exp(l_{ki} b_k) b_j q_{ij}, & i \neq j. \end{cases}$$

Then we see that

$$f // \eta = D M D^{-1},$$

where D again denotes the diagonal matrix whose (j, j) -entry is b_j for $j \in X$. In the “beads on strands” interpretation as in Section 5.1, each term of f can be visualized as a bead diagram. We then obtain a matrix representation of f by putting u_k at the bottom of strand k and then push it past the whole

diagram. Together with the interpretation of stitching as connecting output to input (see section 3.1) we see that equation (5.3) is true. Schematically, we can visualize it as follows:



The reason is this, for the left hand side, we first connect the output to the input and then push u_k past the diagram; for the right hand side, we first push u_i past the diagram and then connect the output to the input. Geometrically the two ways should give the same final result, as expected.

To prove the next proposition let us introduce a useful construction known as the *Euler operator* [BND16]. For a completed graded algebra with unit, in which all degrees are non-negative (think of $\mathbb{U}(\mathfrak{g}_0)$ in our case) the *Euler operator* is the operator $E : A \rightarrow A$ given by $Ea = (\deg a)a$ for a homogeneous element $a \in A$. If $f \in A$ is a series that starts with 1, we define the operator $\tilde{E} : A \rightarrow A$ by

$$\tilde{E}f = f^{-1}Ef.$$

Note that f is invertible because it starts with 1. We call \tilde{E} the *normalized Euler operator*. There are several important properties of the Euler operator that we need and we refer the readers to [BND16] for more details.

- (a) The operator E is a derivation, i.e.

$$E(\phi_1\phi_2) = (E\phi_1)\phi_2 + \phi_1E\phi_2, \quad \phi_1, \phi_2 \in A.$$

- (b) The operator \tilde{E} is one-to-one.

- (c) For a series $\phi \in A$,

$$E(e^\phi) = e^\phi \left(\frac{1 - e^{-\text{ad } \phi}}{\text{ad } \phi} \right) (E\phi).$$

Here $(\text{ad } \phi)(x) = [\phi, x]$ for $x \in A$. In particular when a is an element of degree 1 we have

$$E(e^a) = ae^a \implies \tilde{E}(e^a) = a. \tag{5.4}$$

Thus we see that \tilde{E} plays a role similar to the logarithm. More generally,

$$\text{if } [\phi, E\phi] = 0, \quad \text{then } \tilde{E}(e^\phi) = E\phi. \quad (5.5)$$

Proposition 5.9 ([BN16a]). *We have a commutative diagram*

$$\begin{array}{ccccc} \mathcal{W} & \xrightarrow{Z} & \mathcal{A}^w & \xrightarrow{T_{\mathfrak{g}_0}} & \mathbb{U}(\mathfrak{g}_0) \\ & & \searrow \psi & & \uparrow \iota \\ & & & & \mathbb{G}_0 \end{array}$$

Proof. Since all the maps are meta-monoid homomorphisms, we just need to check the diagram for the positive crossings and negative crossings. Specifically, we want to show that

$$e^{\pm(b_i c_j + u_i w_j)} = \mathbb{O} \left(\exp \left(\pm b_i c_j + \frac{e^{\pm b_i} - 1}{b_i} u_i w_j \right) \middle| u_i, c_j w_j \right).$$

Let us prove the positive case, the negative case can be proven analogously. The proof that follows is a bit computational involved, although the idea is quite straightforward, so a reader can just skip the proof on first reading.

Note that the exponential on the left hand side is an element of the universal enveloping algebra so it is not a commutative power series. We can expand it explicitly as

$$e^{b_i c_j + u_i w_j} = \sum_{k=0}^{\infty} \frac{(b_i c_j + u_i w_j)^k}{k!}.$$

And the right hand side can be written as

$$\exp(b_i c_j) \exp \left(\frac{e^{b_i} - 1}{b_i} u_i w_j \right)$$

according to the specified order of generators. To show that the two sides are the same we apply \tilde{E} to both sides. Since $b_i c_j + u_i w_j$ has degree 1 we have

$$\tilde{E}(e^{b_i c_j + u_i w_j}) = b_i c_j + u_i w_j$$

by (5.4). The image of the right hand side under \tilde{E} , using the derivation property of E , is given by

$$\begin{aligned} & e^{-\left(\frac{e^{b_i}-1}{b_i}\right)u_i w_j} e^{-b_i c_j} \left(E(e^{b_i c_j}) e^{\left(\frac{e^{b_i}-1}{b_i}\right)u_i w_j} + e^{b_i c_j} E \left(e^{\left(\frac{e^{b_i}-1}{b_i}\right)u_i w_j} \right) \right) \\ &= e^{-\left(\frac{e^{b_i}-1}{b_i}\right)u_i w_j} e^{-b_i c_j} b_i c_j e^{b_i c_j} e^{\left(\frac{e^{b_i}-1}{b_i}\right)u_i w_j} + e^{-\left(\frac{e^{b_i}-1}{b_i}\right)u_i w_j} E \left(e^{\left(\frac{e^{b_i}-1}{b_i}\right)u_i w_j} \right). \end{aligned}$$

For the first term we have

$$e^{-\left(\frac{e^{b_i}-1}{b_i}\right)u_i w_j} e^{-b_i c_j} b_i c_j e^{b_i c_j} e^{\left(\frac{e^{b_i}-1}{b_i}\right)u_i w_j} = e^{-\left(\frac{e^{b_i}-1}{b_i}\right)u_i w_j} b_i c_j e^{\left(\frac{e^{b_i}-1}{b_i}\right)u_i w_j}.$$

We can move c_j past $e^{-\left(\frac{e^{b_i}-1}{b_i}\right)u_i w_j}$ as follows:

$$\begin{aligned}
e^{-\left(\frac{e^{b_i}-1}{b_i}\right)u_i w_j} c_j &= \sum_{k=0}^{\infty} (-1)^k \left(\frac{e^{b_i}-1}{b_i}\right)^k \frac{u_i^k w_j^k}{k!} c_j \\
&= \sum_{k=0}^{\infty} (-1)^k (c_j + k) \left(\frac{e^{b_i}-1}{b_i}\right)^k \frac{u_i^k w_j^k}{k!} \quad (\text{by Proposition 5.3}) \\
&= \sum_{k=0}^{\infty} (-1)^k c_j \left(\frac{e^{b_i}-1}{b_i}\right)^k \frac{u_i^k w_j^k}{k!} + \sum_{k=1}^{\infty} (-1)^k \left(\frac{e^{b_i}-1}{b_i}\right)^k \frac{u_i^k w_j^k}{(k-1)!} \\
&= \left(c_j - \left(\frac{e^{b_i}-1}{b_i}\right) u_i w_j\right) e^{-\left(\frac{e^{b_i}-1}{b_i}\right)u_i w_j}.
\end{aligned}$$

It then follows that

$$e^{-\left(\frac{e^{b_i}-1}{b_i}\right)u_i w_j} e^{-b_i c_j} b_i c_j e^{b_i c_j} e^{\left(\frac{e^{b_i}-1}{b_i}\right)u_i w_j} = b_i c_j - (e^{b_i}-1) u_i w_j. \quad (5.6)$$

Now let us look at the term

$$e^{-\left(\frac{e^{b_i}-1}{b_i}\right)u_i w_j} E\left(e^{\left(\frac{e^{b_i}-1}{b_i}\right)u_i w_j}\right) = \tilde{E}\left(e^{\left(\frac{e^{b_i}-1}{b_i}\right)u_i w_j}\right).$$

Observe that

$$E\left(\left(\frac{e^{b_i}-1}{b_i}\right)u_i w_j\right) = E\left(\left(\frac{e^{b_i}-1}{b_i}\right)u_i\right) w_j$$

because $\deg w_j = 0$. Then

$$E\left(\left(\frac{e^{b_i}-1}{b_i}\right)u_i\right) = E\left(\sum_{k=0}^{\infty} \frac{b_i^k}{(k+1)!} u_i\right) = \sum_{k=0}^{\infty} \frac{b_i^k}{k!} u_i = e^{b_i} u_i$$

since $E(b_i^k u_i) = (k+1)b_i^k u_i$. So

$$E\left(\left(\frac{e^{b_i}-1}{b_i}\right)u_i w_j\right) = e^{b_i} u_i w_j.$$

In particular

$$\left[E\left(\left(\frac{e^{b_i}-1}{b_i}\right)u_i w_j\right), \left(\frac{e^{b_i}-1}{b_i}\right)u_i w_j\right] = 0.$$

Therefore

$$\tilde{E}\left(e^{\left(\frac{e^{b_i}-1}{b_i}\right)u_i w_j}\right) = E\left(\left(\frac{e^{b_i}-1}{b_i}\right)u_i w_j\right) = e^{b_i} u_i w_j \quad (5.7)$$

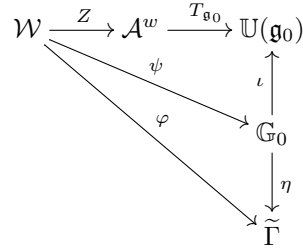
by (5.5). From (5.6) and (5.7) we see that the image of the right hand side under \tilde{E} is

$$b_i c_j + u_i w_j,$$

as required. \square

Finally I can summarize our discussion in Chapter 4 and Chapter 5 in the following proposition.

Proposition 5.10. *We have the following commutative diagram*



Proof. We have established that all the maps in the diagram are meta-monoid homomorphisms. Therefore it suffices to verify the diagram for the positive crossings and the negative crossings. Notice that the upper half of the diagram is already commutative, thus the remaining part to check is the lower half of the diagram. Namely we just need to show that

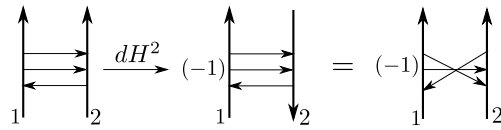
$$R_{i,j}^{\pm} \parallel \varphi = R_{i,j}^{\pm} \parallel \psi \parallel \eta.$$

Again the above equations can be verified easily by hand, but we can just use Mathematica via the commands

$$\begin{aligned}
 eR_{i,j}^+ &\equiv (gR_{i,j}^+ // G0to\Gamma) \\
 eR_{i,j}^- &\equiv (gR_{i,j}^- // G0to\Gamma)
 \end{aligned}$$

Recall that in Mathematica we denote $R_{i,j}^{\pm} \parallel \varphi$ by $eR_{i,j}^{\pm}$; $R_{i,j}^{\pm} \parallel \psi$ by $gR_{i,j}^{\pm}$, and the map η by $G0to\Gamma$. The output is True and that establishes the commutativity of the diagram. \square

Remark 5.2. Let us investigate the compatibility of the above diagram with the operations orientation reversal and strand doubling, see [BND16] and [BN15b] for more details. We first consider the operation H^a of reversing the orientation of strand a . In \mathcal{A}^w it is the operation of “flipping” over strand a and multiplying with -1 for each arrow head or tail that connects to strand a . For instance



Correspondingly in $\mathbb{U}(\mathfrak{g}_0)$ it is the *antipode map* H , i.e. the antihomomorphism given by

$$H(x) = -x, \quad x \in \mathfrak{g}_0.$$

So for example

$$H(c^2u^3w^2) = (-w)^2(-u)^3(-c)^2 = -w^2u^3c^2.$$

To obtain the corresponding image in \mathbb{G}_0 we would need to apply the switching operators to turn the order wuc to the order cuw . We can implement the antipode operation in Mathematica as follows, where we use $gH[a]$ to denote the subroutine that applies the antipode operation on strand a :

$$gH[a_][e_E] := (e /. \{c_a \rightarrow -c_a, w_a \rightarrow -w_a, b_a \rightarrow -b_a, u_a \rightarrow -u_a\}) // N_{u_a c_a \rightarrow a} // N_{w_a c_a \rightarrow a} // N_{w_a u_a \rightarrow a}$$

To show that the diagram is compatible with orientation reversal we have to show that the following diagram

$$\begin{array}{ccc} (\mathbb{G}_0)_{\{a\} \cup S} & \xrightarrow{dH^a} & (\mathbb{G}_0)_{\{a\} \cup S} \\ \downarrow \eta & & \downarrow \eta \\ \tilde{\Gamma}_{\{a\} \cup S} & \xrightarrow{gH^a} & \tilde{\Gamma}_{\{a\} \cup S} \end{array}$$

is commutative. We can verify the diagram using Mathematica as follows. First we input an element ξ of $(\mathbb{G}_0)_{\{a\} \cup S}$ in Mathematica using the command

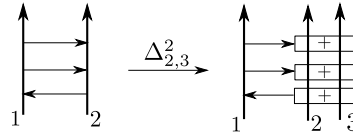
$$\xi = \mathbb{E}[\omega, \text{Sum}[\mathbf{l}_{x,y} \mathbf{b}_x \mathbf{c}_y + \mathbf{q}_{x,y} \mathbf{u}_x \mathbf{w}_y, \{\mathbf{x}, \{\mathbf{a}, \mathbf{S}\}\}, \{\mathbf{y}, \{\mathbf{a}, \mathbf{S}\}\}]]$$

Then we check the commutativity of the diagram via the command

$$(\xi // \mathbf{gH}[\mathbf{a}] // \mathbf{G0toGamma}) \equiv (\xi // \mathbf{G0toGamma} // \mathbf{dH}[\mathbf{a}])$$

Mathematica then returns True, as expected.

Next let us look at the strand doubling operation $\Delta_{j,k}^i$ which replaces strand a by two of its parallel copies labeled by j and k . In \mathcal{A}^w it is the operation of replacing the skeleton strand i by two skeleton strands j and k and summing over all ways of connecting arrow heads or arrow tails to strand j or strand k . For instance



Correspondingly in $\mathbb{U}(\mathfrak{g}_0)$ it is the doubling map $\Delta_{j,k}^i$, i.e. the homomorphism given by

$$\Delta_{j,k}^i(x_i) = x_j + x_k, \quad x_i \in \mathfrak{g}_{0,i}.$$

We can implement $\Delta_{j,k}^i$ in Mathematica as follows:

$$\mathbf{gDelta}[\mathbf{i}_-, \mathbf{j}_-, \mathbf{k}_-][\mathbf{e}_- \mathbf{E}] := (\mathbf{e} /. \{\mathbf{c}_i \rightarrow \mathbf{c}_j + \mathbf{c}_k, \mathbf{w}_i \rightarrow \mathbf{w}_j + \mathbf{w}_k, \mathbf{b}_i \rightarrow \mathbf{b}_j + \mathbf{b}_k, \mathbf{u}_i \rightarrow \mathbf{u}_j + \mathbf{u}_k\}) // \mathbf{CF}$$

where we denote the subroutine by $g\Delta[i, j, k]$. In this case the doubling operation in \mathcal{W} is NOT compatible with the “naive” doubling operation in Lie algebras. Specifically, the following diagram

$$\begin{array}{ccc} (\mathbb{G}_0)_{\{i\} \cup S} & \xrightarrow{g\Delta_{j,k}^i} & (\mathbb{G}_0)_{\{j,k\} \cup S} \\ \downarrow \eta & & \downarrow \eta \\ \tilde{\Gamma}_{\{i\} \cup S} & \xrightarrow{q\Delta_{j,k}^i} & \tilde{\Gamma}_{\{j,k\} \cup S} \end{array}$$

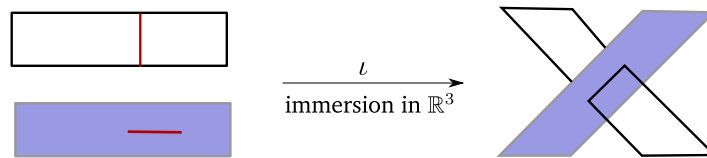
is NOT commutative.

Chapter 6

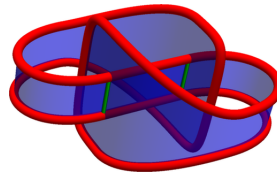
The Fox-Milnor Condition

6.1 Ribbon Knots

We first recall some basic terminologies and refer the readers to [Kau87] for more details. A knot is called *ribbon* if it can be written as the boundary of a 2-disk that is immersed into the 3-sphere S^3 with *ribbon singularities*. More precisely, if $\iota : D^2 \rightarrow S^3$ is the immersion and C is a connected component of the singular set of ι , then $\iota^{-1}(C)$ consists of a pair of closed intervals: one lies entirely in the interior of D^2 and one with endpoints on the boundary of D^2 . The following figure describes the situation locally.



Here the dashed lines indicate the preimages of the singularity. For instance the following knot is ribbon.



One sees that it can be written as the boundary of a 2-disk (the shaded part) with only ribbon singularities.

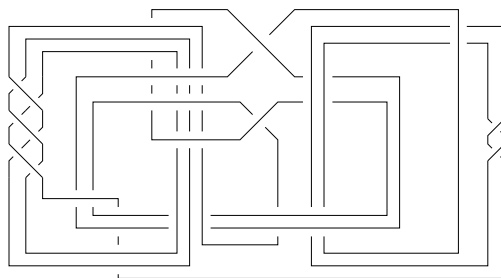
A knot is called (*smoothly*) *slice* if it is the boundary of a smoothly embedded 2-disk D^2 in the 4-dimensional disk D^4 . (Here the boundary of D^4 is the 3-sphere S^3 , which contains our knot.) It is clear that ribbon knots are slice because we can push the (ribbon) singularities into D^4 , thereby obtaining an embedding of D^2 into D^4 . However the reverse direction, known as the *slice-ribbon conjecture*, is one of the most famous open problems in classical knot theory. Our goal in this section is to rederive the *Fox-Milnor condition* using the framework of Γ -calculus.

Theorem (Fox-Milnor [Lic97]). *If a knot K is slice, and $\Delta_K(t)$ is the Alexander polynomial of K , then there exists a Laurent polynomial f such that*

$$\Delta_K(t) \doteq f(t)f(t^{-1}), \tag{6.1}$$

where \doteq means equality up to multiplication by $\pm t^n$, $n \in \mathbb{Z}$.

Notice that the Fox-Milnor condition gives us a condition on slice knots, and since the class of slice knots contains ribbon knots, it cannot help resolve the slice-ribbon conjecture. In [GST10] the authors gave several potential counter-examples to the slice-ribbon conjecture. One of them is the following knot.



Our strategy to approach the slice-ribbon conjecture is first to give a characterization of ribbon knots in terms of tangles and the closure operations described below. Then we need an invariant of tangle which is well-behaved with respect to those closure operations. We argue that Γ -calculus is one example of such an invariant (in fact the simplest of a series of invariants). In the remaining part of the paper we will investigate the ribbon property in Γ -calculus. Although in the end we just obtain the Fox-Milnor condition, our proof uses the characterization for ribbon knots (as opposed to slice knots), thus it has the potential to answer the slice-ribbon conjecture when we generalize it in the context of a stronger invariant (see [BN16a] for one such invariant).

Since in this thesis we are working with long knots, we say that a long knot K is *ribbon* if its closure \tilde{K} is ribbon. Long ribbon knots have the following characterization in terms of tangles. Consider a $2n$ -component *pure up-down* tangle. Here *pure* means the permutation induced by the tangle is the identity permutation and *up-down* means that the strands are oriented up and down alternately starting from the first strand, where we label the strands from left to right from 1 to $2n$.

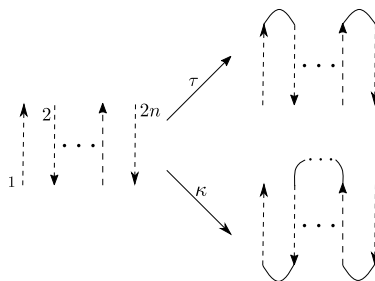
There are two special closure operations called *knot closure* and *tangle closure*, denoted by κ and τ , respectively. The τ closure performs n stitching at the top, namely it stitches strand i to strand $i + 1$, where i runs over all odd labels $1, 3, \dots, 2n - 1$, which yields an n -component bottom tangle (a *bottom tangle* means all the endpoints lie at the bottom). More precisely, the stitching sequence is given by

$$m_1^{1,2} \parallel m_3^{3,4} \parallel \dots \parallel m_{2n-1}^{2n-1,2n}.$$

Or in the notations of Proposition we can express the stitching sequence in a matrix form

$$\begin{pmatrix} 1 & 3 & \dots & 2n-1 \\ 2 & 4 & \dots & 2n \\ 1 & 3 & \dots & 2n-1 \end{pmatrix}.$$

where we stitch the strand with the label in the first row to the strand with label in the second row and label the resulting strand with the third row.



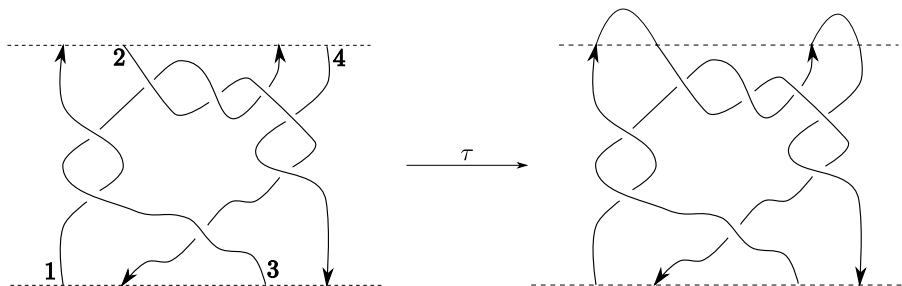
The κ closure performs a stitching at the bottom and a stitching at the top alternately, namely it stitches strand $i + 1$ to strand i , where i runs over the labels $1, 2, \dots, 2n - 1$. Note that we do not stitch strand 1 to strand $2n$, so the result of a κ closure is a long knot. In this case the sequence of stitching operations is

$$m_2^{2,1} \parallel m_3^{3,2} \parallel \dots \parallel m_{2n}^{2n,2n-1},$$

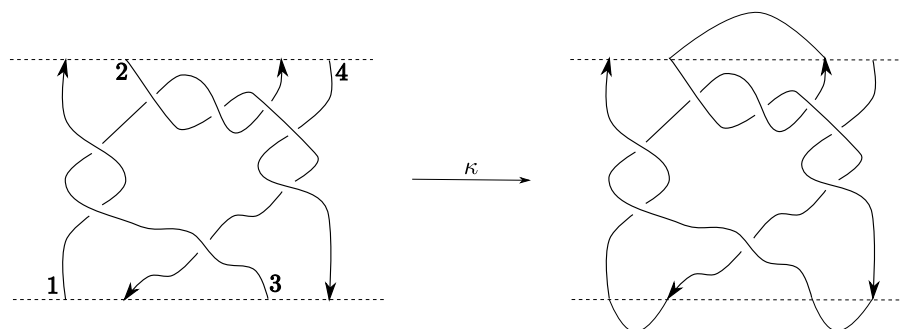
or in matrix form

$$\begin{pmatrix} 2 & 3 & \dots & 2n \\ 1 & 2 & \dots & 2n-1 \\ 2 & 3 & \dots & 2n \end{pmatrix}.$$

As an example, for the tangle on the left its τ closure is given as follows



and its κ closure is given by

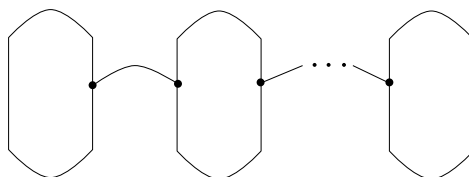


Now let me prove the following proposition, inspired by ideas of Prof Bar-Natan (see also [Khe17]).

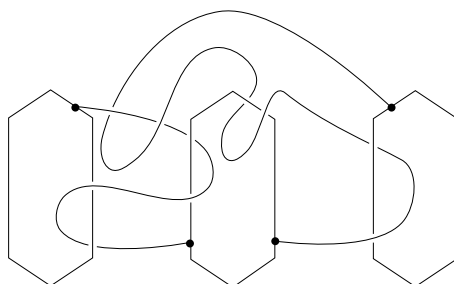
Proposition 6.1. *A long knot K is ribbon if and only if there exists a $2n$ -component pure up-down tangle T such that $\kappa(T)$ is the long knot K and $\tau(T)$ is the trivial n -component bottom tangle, i.e. it bounds n disjoint embedded half-disks in \mathbb{R}^2 as in the following figure.*



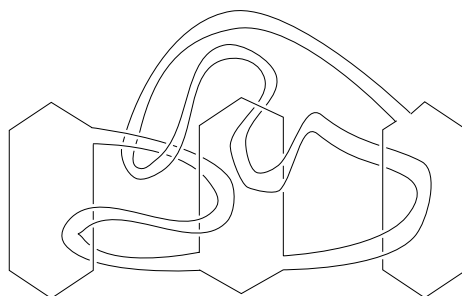
Proof. For the only if direction, we want to obtain a tangle presentation of a ribbon knot that satisfies the condition of the propositions. Given a long ribbon knot, we first close it to obtain a knot. Note that a ribbon knot can be presented in a special form, known as a *ribbon presentation* (see [Kaw96]). Namely, every ribbon knot can be obtained from an embedding of a disjoint union of rings and strings between consecutive rings



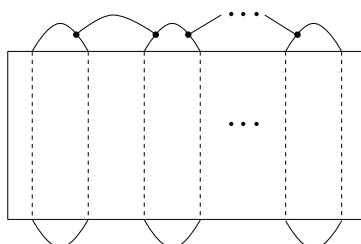
where we require that the rings are embedded trivially, i.e. each bounds a 2-disk, and we require that the ends of the strings, which we denote by dots ●, only lie on the boundaries of the disks. For instance a ribbon presentation of a ribbon knot is



To obtain the ribbon knot, we simply “unzip” the strings to obtain



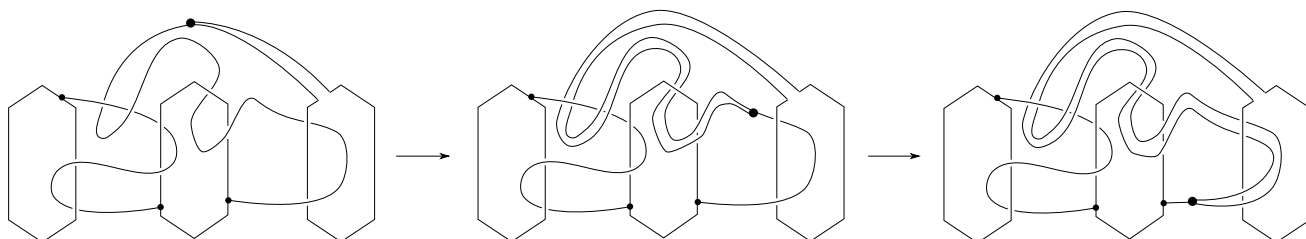
Now given a ribbon presentation of a ribbon knot, observe that if we can deform it into the following form



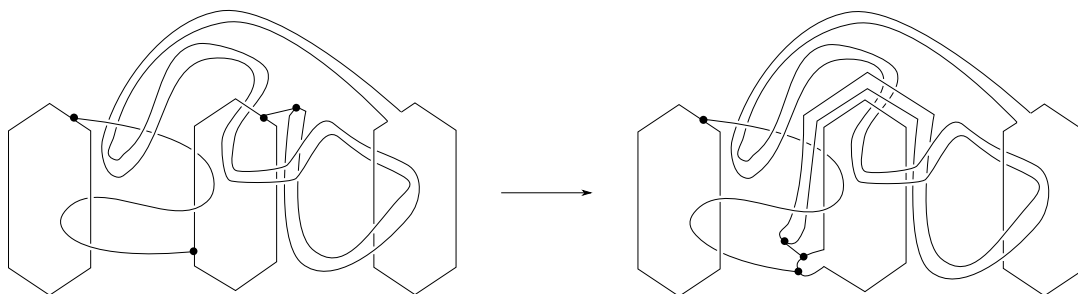
then the tangle inside the rectangle satisfies our requirements (here again dashed lines mean they can be knotted in any manner). To see why, note that the τ closure of the tangle returns the upper halves of the embedded disks without the strings, so we can deform the upper half disks to a trivial position (this is because in the ribbon presentation the disks are embedded trivially). On the other hand, the κ closure with the extra stitching of strand 1 to strand $2n$ is the same as unzipping the strings, which results in the knot.

Therefore, it suffices to show that given any ribbon presentation, we can deform it to the above form. For that, we need to make two cuts to the ribbon presentation, the *bottom cut* and the *top cut*. The bottom cut is easy to perform. Namely, for each ring, we can pull the bottom part down below away from interaction with any string simply by choosing a point on the bottom of a ring and perform a “finger move”. Then we cut all the bottom parts.

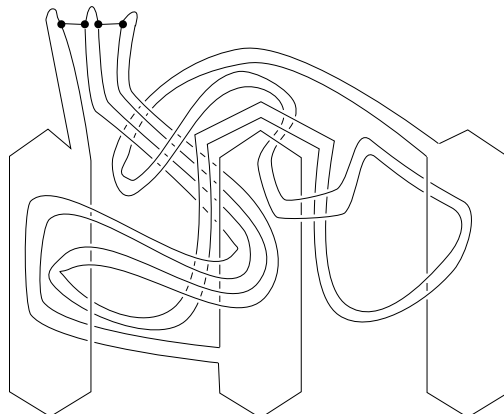
For the top cut, we first need to deform the ribbon presentation as follows. We describe the method for the example of a ribbon presentation given above, but it is representative of a general case. Our strategy would be to move the dots along the strings, which will drag parts of the rings along in the process. For our example, we first move the dot from the third ring along the string, which pulls along a part of the third ring



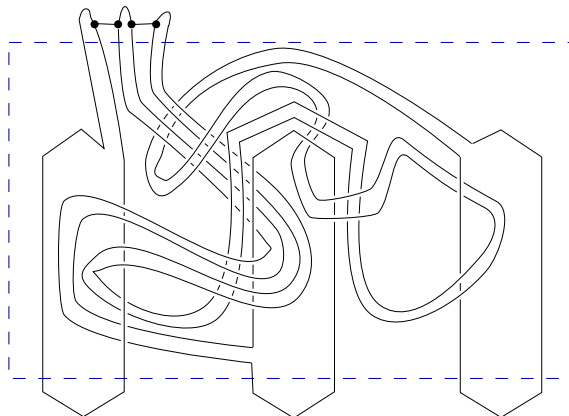
When we get close to the end of the string and encounter a first dot on the second ring, we move both dots along the second ring to the other dot on the second ring.



Then we pull all three dots along the remaining strings, which pull along parts of the second and the third rings

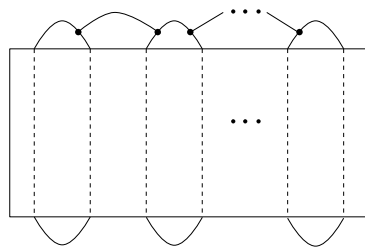


This procedure allows us to pull all the dots and the strings above all rings, then we can easily make the top cut as follows.



Our required tangle is contained in the dashed rectangle. This completes the only if direction. (Note that after the “pulling” procedure, the strings that connect the dots on top do not have any knotting. That is why we can recover the knot by the stitching operations since stitching means connecting in the most straightforward manner, without any knotting. In a sense the key of idea of the proof is to “convert” the knotting of the strings into the knotting of the disks.)

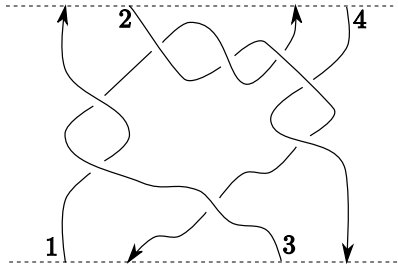
For the if direction, we need to show that if a long knot K has a tangle presentation T satisfying the condition given in the proposition, then \tilde{K} is ribbon. Suppose that the tangle T is contained in the rectangle as in the next figure.



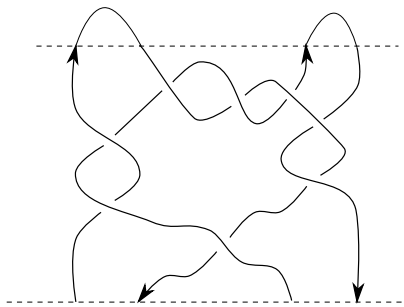
Here we add the top caps to represent the τ closure and we also add the strings that connect them. We also add the bottom caps. Note that unzipping the strings that connect the caps is the same as performing the κ closure and the extra stitching of strand 1 to strand $2n$, so we obtain the knot \tilde{K} . The tangle T

together with the top caps form an embedding of n upper half disks. Now from assumption we can deform the upper half disks to a trivial position. In the deformation process the strings will be knotted and also intersect the interiors of the disks transversely. When the upper half disks are deformed to a trivial position, we unzip the strings, and all the transversal intersections become ribbon singularities. We therefore obtain a ribbon presentation of \tilde{K} and therefore the long knot K is ribbon, as required. \square

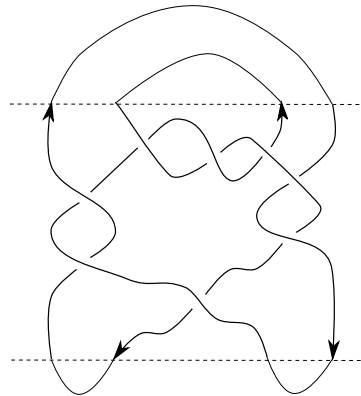
Example 6.1. Let us look at a concrete example. Consider the following tangle [BN16a]



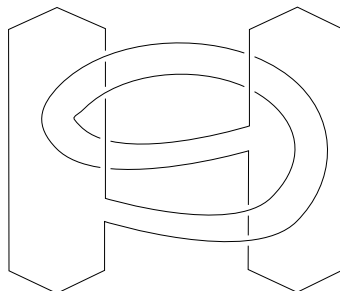
Taking the τ closure we obtain



which one can check to be the trivial bottom tangle. The tangle satisfies the condition of the proposition, therefore it represents a ribbon knot. To see which one it is we look at the κ closure, whereas here we also stitch strand 1 to strand 4 to obtain a closed knot



which one can deform into the following form



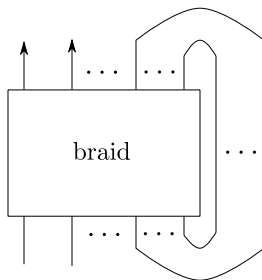
In this form one easily sees that the knot is ribbon.

Remark 6.1. In [Hab06, Section 11.2] Prof Habiro has a similar result as ours. Although as far as I can tell the method of proof is quite different.

6.2 Unitary Property

To obtain the Fox-Milnor condition (6.1) using the framework of Γ -calculus is not so straightforward. It is not simply a matter of plug-in-and-check in Mathematica like we have done so far because we do not know a formula for the function f . The main difficulty however is that ribbon knots are characterized in terms of (usual) tangles, and the stitching operations in Γ -calculus does not distinguish (usual) tangles from w-tangles. Our first task therefore is to find a certain property that can characterizes the image of (usual) tangles in Γ -calculus, which we call a “unitary property” for reasons which will be clear below. In this section I establish a “unitary property” for string links, which is sufficient for our purpose. First let me prove a key topological fact with ideas inspired by Prof Bar-Natan.

Lemma 6.1. *Every string link can be obtained as a partial closure of some braid β . More precisely, suppose the braid β has the bottom endpoints labeled by a_1, \dots, a_n and the top endpoints labeled by b_1, \dots, b_n , then we obtain the string link by stitching b_i to a_i , where $i = k, k + 1, \dots, n$, and k is some integer such that $1 < k \leq n$, as in the next figure.*

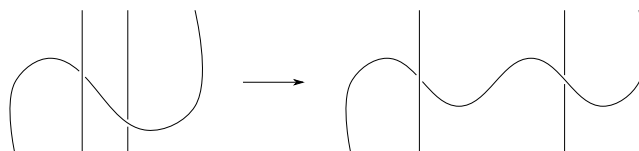


In other words, every string link can be obtained from a braid by stitching the right-most outgoing strand with the right-most incoming strand successively finitely many times.

Proof. First we deform the string link to a Morse position. i.e. where we can decompose the string link into elementary pieces consisting of crossings and cups and caps. If the string link contains no downward arcs, then it is a braid and there is nothing to do. Otherwise, because each strand goes from bottom to top, the cups and caps will occur consecutively in pairs, and each downward arc will occur between a

pair of consecutive cup and cap. Our strategy will be to transform each downward arc into a stitching of the right-most outgoing strand with the right-most incoming strand as follows.

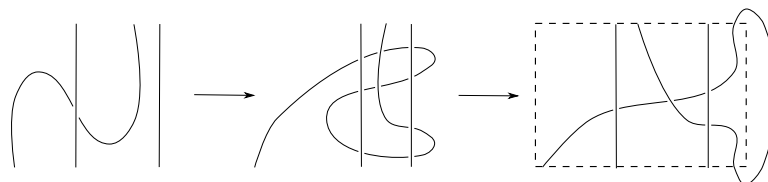
Look at a particular downward arc which occurs between a pair of cup and cap. There will generally be a number of other arcs which go either over or under the downward arc. By introducing new pairs of consecutive cups and caps we can make sure that between a cup and a cap there is only one arc which goes either over or under the downward arc.



So it suffices to consider the following cases

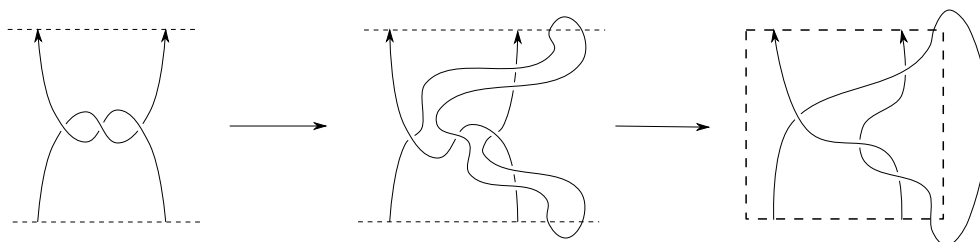


For the case where the arc goes over the downward arc, we create a “finger” at the cup and a “finger” at the cap and bring them to the right-most position going under the remaining strands and then pull the downward arc to the right-most position as in the next figure.



Note that inside the dashed rectangle the strands go monotonically from bottom to top. This procedure will turn a downward arc into a stitching of the right-most outgoing strand to the right-most incoming strand and does not introduce any new downward arc. The case where there is an arc that goes under the downward arc is similar, we just have to pull the cup and cap to the right going over the remaining strands. We can repeatedly use the procedure to eliminate the downward arcs in the string link by moving them to the right-most position. Eventually we obtain a partial closure of a braid, as the figure given in the lemma. □

Example 6.2. For a simple example we can transform the following string link as follows



Note that the matrix Ψ is Hermitian since

$$\Psi^* = (i\Omega - i\Omega^*)^* = i\Omega - i\Omega^* = \Psi,$$

hence the matrix M is unitary with respect to the Hermitian form Ψ .

Proof. The general strategy of the proof is as follows. Lemma 6.1 suggests an “inductive procedure”, namely we first show that the unitary property holds for braids and then we show that it still holds after stitching the right-most outgoing strand with the right-most incoming strand.

To show the property for braids, we verify that it is true for crossings and is preserved under composition. Then the bulk of the proof is devoted to showing that the property still holds after stitching. To that end, we decompose the stitching operation into a sequence of elementary row operations of matrices and then it boils down to simple computations in matrix algebra. To streamline the proof, we separate the matrix part and the scalar part.

The matrix part: Let us first check the crossings. Indeed one can verify easily that for $R_{a,b}^+$ we have

$$\begin{pmatrix} 1 - t_a^{-1} & t_a^{-1} \\ 1 & 0 \end{pmatrix} \begin{pmatrix} (1 - t_a)^{-1} & 0 \\ 1 & (1 - t_b)^{-1} \end{pmatrix} \begin{pmatrix} 1 - t_a & 1 \\ t_a & 0 \end{pmatrix} = \begin{pmatrix} (1 - t_b)^{-1} & 0 \\ 1 & (1 - t_a)^{-1} \end{pmatrix},$$

and for $R_{a,b}^-$ we have

$$\begin{pmatrix} 0 & 1 \\ t_a & 1 - t_a \end{pmatrix} \begin{pmatrix} (1 - t_b)^{-1} & 0 \\ 1 & (1 - t_a)^{-1} \end{pmatrix} \begin{pmatrix} 0 & t_a^{-1} \\ 1 & 1 - t_a^{-1} \end{pmatrix} = \begin{pmatrix} (1 - t_a)^{-1} & 0 \\ 1 & (1 - t_b)^{-1} \end{pmatrix}.$$

The computation clearly extends to generators of the braid groups (extend by block identity matrix). Next observe that the unitary property is invariant under composition of string links (or braids in particular). Indeed, consider two string links β_1 and β_2 with induced permutations ρ_1 and ρ_2 , respectively:

$$\varphi(\beta_1) = \left(\begin{array}{c|c} \omega_1 & \mathbf{a}\rho_1 \\ \mathbf{a} & M_1^{\rho_1} \end{array} \right) \quad \text{and} \quad \varphi(\beta_2) = \left(\begin{array}{c|c} \omega_2 & \mathbf{b}\rho_2 \\ \mathbf{b} & M_2^{\rho_2} \end{array} \right)$$

and suppose that we have

$$(M_1^{\rho_1})^* \Omega(\mathbf{a}) M_1^{\rho_1} = \Omega(\mathbf{a}\rho_1) \quad \text{and} \quad (M_2^{\rho_2})^* \Omega(\mathbf{b}) M_2^{\rho_2} = \Omega(\mathbf{b}\rho_2).$$

Recall that the result of composing β_1 and β_2 is

$$\varphi(\beta_1 \cdot \beta_2) = \left(\begin{array}{c|c} \omega_1 \omega_2 & x_{\mathbf{a}\rho_1 \rho_2} \\ \mathbf{y}\mathbf{a} & M_1^{\rho_1} M_2^{\rho_2} \end{array} \right)_{t_{\mathbf{b}} \rightarrow t_{\mathbf{a}\rho_1}}.$$

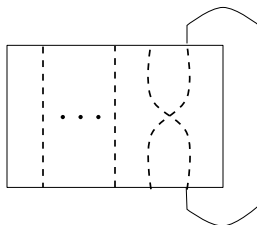
Thus with $t_{\mathbf{b}} \rightarrow t_{\mathbf{a}\rho_1}$ we have

$$\begin{aligned} (M_1^{\rho_1} M_2^{\rho_2})^* \Omega(\mathbf{a}) (M_1^{\rho_1} M_2^{\rho_2}) &= (M_2^{\rho_2})^* (M_1^{\rho_1})^* \Omega(\mathbf{a}) M_1^{\rho_1} M_2^{\rho_2} \\ &= (M_2^{\rho_2})^* \Omega(\mathbf{a}\rho_1) M_2^{\rho_2} \\ &= (M_2^{\rho_2})^* \Omega(\mathbf{b}) M_2^{\rho_2} \\ &= \Omega(\mathbf{b}\rho_2) \end{aligned}$$

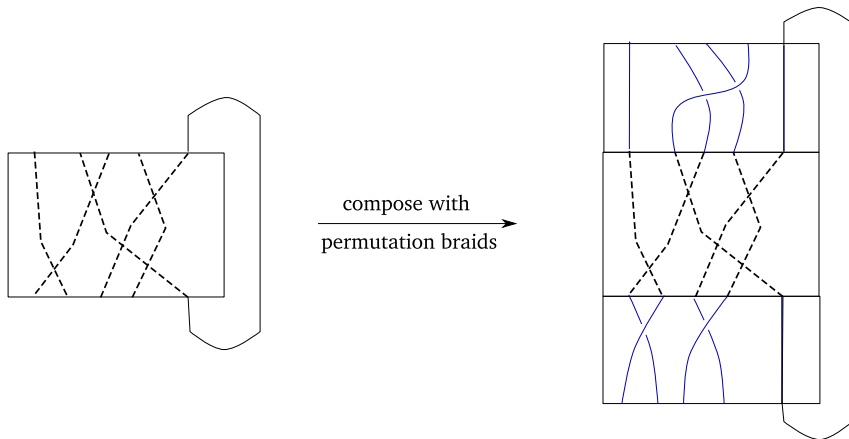
$$= \Omega(\mathbf{a}\rho_1\rho_2),$$

as required. So the property holds for the case of braids (compare with [BN14a]).

Now given a string link β with induced permutation $\rho = (a_1\rho, a_2\rho, \dots, a_n\rho)$ such that $a_n\rho \neq a_n$ and suppose we want to stitch the right-most outgoing strand to the right-most incoming strand. Note that by composing the top and bottom of β with appropriate permutation braids we can bring β to a standard form where the induced permutation is $(a_1, a_2, \dots, a_{n-2}, a_n, a_{n-1})$, i.e. the transposition (a_{n-1}, a_n) . We then stitch strand a_{n-1} to strand a_n and label the resulting strand a_{n-1} .



In the above figure we only depict the permutation of the string link in the rectangle, and again dashed lines mean the strands can be knotted. As an example, for the following string link whose permutation is depicted in the rectangle we can bring it to the above form by composing with appropriate permutation braids.



Since we have shown unitarity for braids and composition, it suffices to consider the string link β with the induced permutation $\rho = (a_1, a_2, \dots, a_{n-2}, a_{n-1}, a_n)$. Let

$$\varphi(\beta) = \left(\begin{array}{c|ccc} \omega & a_{n-1} & a_n & S \\ \hline a_{n-1} & \alpha & \beta & \theta \\ a_n & \gamma & \delta & \epsilon \\ S & \phi & \psi & \Xi \end{array} \right) \xrightarrow{m_{a_{n-1}, a_n}^{a_{n-1}, a_n}} \left(\begin{array}{c|ccc} (1-\gamma)\omega & a_{n-1} & S & \\ \hline a_{n-1} & \beta + \frac{\alpha\delta}{1-\gamma} & \theta + \frac{\alpha\epsilon}{1-\gamma} & \\ S & \psi + \frac{\delta\phi}{1-\gamma} & \Xi + \frac{\phi\epsilon}{1-\gamma} & \end{array} \right)_{t_{a_n} \rightarrow t_{a_{n-1}}},$$

where $S = X \setminus \{a_{n-1}, a_n\}$. Assume β satisfies the unitary property, for that we need to rearrange the

matrix part as follows

$$\left(\begin{array}{c|ccc} \omega & S & a_n & a_{n-1} \\ \hline S & \Xi & \psi & \phi \\ a_{n-1} & \theta & \beta & \alpha \\ a_n & \epsilon & \delta & \gamma \end{array} \right).$$

Let us denote

$$M = \begin{pmatrix} \Xi & \psi & \phi \\ \theta & \beta & \alpha \\ \epsilon & \delta & \gamma \end{pmatrix}.$$

Then the unitary statement is

$$M^* \Omega M = \Omega(\rho), \quad (6.2)$$

where to simplify notation we put

$$\Omega = \begin{pmatrix} \Omega_{n-2} & \mathbf{0} & \mathbf{0} \\ \mathbf{1} & (1 - t_{a_{n-1}})^{-1} & 0 \\ \mathbf{1} & 1 & (1 - t_{a_n})^{-1} \end{pmatrix},$$

where

$$\Omega_{n-2} = \begin{pmatrix} (1 - t_{a_1})^{-1} & 0 & \cdots & 0 \\ 1 & (1 - t_{a_2})^{-1} & \cdots & 0 \\ \vdots & \vdots & \ddots & \vdots \\ 1 & 1 & \cdots & (1 - t_{a_{n-2}})^{-1} \end{pmatrix},$$

and

$$\Omega(\rho) = \begin{pmatrix} \Omega_{n-2} & \mathbf{0} & \mathbf{0} \\ \mathbf{1} & (1 - t_{a_n})^{-1} & 0 \\ \mathbf{1} & 1 & (1 - t_{a_{n-1}})^{-1} \end{pmatrix}.$$

Here $\mathbf{1}$ denotes either a row or a column or a square matrix (the size of which depends on the context) consists entirely of 1's and similarly for $\mathbf{0}$. To show that the unitary property still holds after stitching means we need to show that the following is true.

$$\begin{pmatrix} \Xi^* + \frac{\epsilon^* \phi^*}{1 - \gamma^*} & \theta^* + \frac{\alpha^* \epsilon^*}{1 - \gamma^*} \\ \psi^* + \frac{\delta^* \phi^*}{1 - \gamma^*} & \beta^* + \frac{\alpha^* \delta^*}{1 - \gamma^*} \end{pmatrix} \Omega_{n-1} \begin{pmatrix} \Xi + \frac{\phi \epsilon}{1 - \gamma} & \psi + \frac{\delta \phi}{1 - \gamma} \\ \theta + \frac{\alpha \epsilon}{1 - \gamma} & \beta + \frac{\alpha \delta}{1 - \gamma} \end{pmatrix} = \Omega_{n-1},$$

For that we first decompose the stitching operation into a sequence of elementary operations as follows:

$$\begin{pmatrix} \Xi & \psi & \phi \\ \theta & \beta & \alpha \\ \epsilon & \delta & \gamma \end{pmatrix} \rightarrow \begin{pmatrix} \Xi & \psi & \phi \\ \theta & \beta & \alpha \\ \epsilon & \delta & \gamma - 1 \end{pmatrix} \rightarrow \begin{pmatrix} \Xi & \psi & \phi \\ \theta & \beta & \alpha \\ \frac{\epsilon}{\gamma - 1} & \frac{\delta}{\gamma - 1} & 1 \end{pmatrix} \rightarrow \begin{pmatrix} \Xi + \frac{\phi \epsilon}{1 - \gamma} & \psi + \frac{\delta \phi}{1 - \gamma} & \mathbf{0} \\ \theta + \frac{\alpha \epsilon}{1 - \gamma} & \beta + \frac{\alpha \delta}{1 - \gamma} & 0 \\ \frac{\epsilon}{\gamma - 1} & \frac{\delta}{\gamma - 1} & 1 \end{pmatrix}.$$

Note that except for the first one, all the operations are simply elementary row operations. Now under stitching, we identify $t_{a_{n-1}}$ and t_{a_n} . In what follows, we set t_{a_n} to be $t_{a_{n-1}}$. Then $\Omega|_{t_{a_n} \rightarrow t_{a_{n-1}}} = \Omega(\rho)|_{t_{a_n} \rightarrow t_{a_{n-1}}}$ and again to avoid cumbersome notations we will denote both of them by Ω . We then

write (6.2) as

$$\left[\begin{pmatrix} \Xi^* & \theta^* & \epsilon^* \\ \psi^* & \beta^* & \delta^* \\ \phi^* & \alpha^* & \gamma^* - 1 \end{pmatrix} + \begin{pmatrix} \mathbf{0} & \mathbf{0} & \mathbf{0} \\ \mathbf{0} & \mathbf{0} & \mathbf{0} \\ \mathbf{0} & \mathbf{0} & \mathbf{1} \end{pmatrix} \right] \Omega \left[\begin{pmatrix} \Xi & \psi & \phi \\ \theta & \beta & \alpha \\ \epsilon & \delta & \gamma - 1 \end{pmatrix} + \begin{pmatrix} \mathbf{0} & \mathbf{0} & \mathbf{0} \\ \mathbf{0} & \mathbf{0} & \mathbf{0} \\ \mathbf{0} & \mathbf{0} & \mathbf{1} \end{pmatrix} \right] = \Omega. \quad (6.3)$$

Observe that

$$\begin{pmatrix} \Xi^* & \theta^* & \epsilon^* \\ \psi^* & \beta^* & \delta^* \\ \phi^* & \alpha^* & \gamma^* - 1 \end{pmatrix} \Omega \begin{pmatrix} \mathbf{0} & \mathbf{0} & \mathbf{0} \\ \mathbf{0} & \mathbf{0} & \mathbf{0} \\ \mathbf{0} & \mathbf{0} & \mathbf{1} \end{pmatrix} = \begin{pmatrix} \mathbf{0} & \mathbf{0} & \frac{\epsilon^*}{1-t_{a_{n-1}}} \\ \mathbf{0} & \mathbf{0} & \frac{\delta^*}{1-t_{a_{n-1}}} \\ \mathbf{0} & \mathbf{0} & \frac{\gamma^*-1}{1-t_{a_{n-1}}} \end{pmatrix}$$

and

$$\begin{aligned} & \begin{pmatrix} \mathbf{0} & \mathbf{0} & \mathbf{0} \\ \mathbf{0} & \mathbf{0} & \mathbf{0} \\ \mathbf{0} & \mathbf{0} & \mathbf{1} \end{pmatrix} \Omega \begin{pmatrix} \Xi & \psi & \phi \\ \theta & \beta & \alpha \\ \epsilon & \delta & \gamma - 1 \end{pmatrix} \\ &= \begin{pmatrix} \mathbf{0} & \mathbf{0} & \mathbf{0} \\ \mathbf{0} & \mathbf{0} & \mathbf{0} \\ \theta + \langle \Xi \rangle + \frac{\epsilon}{1-t_{a_{n-1}}} & \beta + \langle \psi \rangle + \frac{\delta}{1-t_{a_{n-1}}} & \alpha + \langle \phi \rangle + \frac{\gamma-1}{1-t_{a_{n-1}}} \end{pmatrix}. \end{aligned}$$

(Recall the notation $\langle \cdot \rangle$ from Proposition 3.4.) We also have

$$\begin{pmatrix} \mathbf{0} & \mathbf{0} & \mathbf{0} \\ \mathbf{0} & \mathbf{0} & \mathbf{0} \\ \mathbf{0} & \mathbf{0} & \mathbf{1} \end{pmatrix} \Omega \begin{pmatrix} \mathbf{0} & \mathbf{0} & \mathbf{0} \\ \mathbf{0} & \mathbf{0} & \mathbf{0} \\ \mathbf{0} & \mathbf{0} & \mathbf{1} \end{pmatrix} = \begin{pmatrix} \mathbf{0} & \mathbf{0} & \mathbf{0} \\ \mathbf{0} & \mathbf{0} & \mathbf{0} \\ \mathbf{0} & \mathbf{0} & \frac{1}{1-t_{a_{n-1}}} \end{pmatrix}.$$

Therefore (6.3) becomes

$$\begin{pmatrix} \Xi^* & \theta^* & \epsilon^* \\ \psi^* & \beta^* & \delta^* \\ \phi^* & \alpha^* & \gamma^* - 1 \end{pmatrix} \Omega \begin{pmatrix} \Xi & \psi & \phi \\ \theta & \beta & \alpha \\ \epsilon & \delta & \gamma - 1 \end{pmatrix} = \begin{pmatrix} \Omega_{n-2} & \mathbf{0} & \frac{\epsilon^*}{-1+t_{a_{n-1}}} \\ \mathbf{1} & (1-t_{a_{n-1}})^{-1} & \frac{\delta^*}{-1+t_{a_{n-1}}} \\ \mathbf{1} - \theta - \langle \Xi \rangle + \frac{\epsilon}{-1+t_{a_{n-1}}} & \mathbf{1} - \beta - \langle \psi \rangle + \frac{\delta}{-1+t_{a_{n-1}}} & \frac{-2+\alpha+\gamma+\langle \phi \rangle - (\alpha+\langle \phi \rangle)t_{a_{n-1}}+\gamma^*}{-1+t_{a_{n-1}}} \end{pmatrix}. \quad (6.4)$$

By Proposition 3.4 we can rewrite the above as

$$\begin{pmatrix} \Xi^* & \theta^* & \epsilon^* \\ \psi^* & \beta^* & \delta^* \\ \phi^* & \alpha^* & \gamma^* - 1 \end{pmatrix} \Omega \begin{pmatrix} \Xi & \psi & \phi \\ \theta & \beta & \alpha \\ \epsilon & \delta & \gamma - 1 \end{pmatrix} = \begin{pmatrix} \Omega_{n-2} & \mathbf{0} & \frac{\epsilon^*}{-1+t_{a_{n-1}}} \\ \mathbf{1} & (1-t_{a_{n-1}})^{-1} & \frac{\delta^*}{-1+t_{a_{n-1}}} \\ \frac{t_{a_{n-1}}\epsilon}{-1+t_{a_{n-1}}} & \frac{t_{a_{n-1}}\delta}{-1+t_{a_{n-1}}} & \frac{-1+\gamma^*-(1-\gamma)t_{a_{n-1}}}{-1+t_{a_{n-1}}} \end{pmatrix}. \quad (6.5)$$

Consider the left hand side of the above identity, we can obtain the stitching formula by a sequence of elementary row and column operations. By employing elementary matrices, we can rewrite the left hand

side as

$$\begin{pmatrix} \Xi^* + \frac{\epsilon^* \phi^*}{1-\gamma^*} & \theta^* + \frac{\alpha^* \epsilon^*}{1-\gamma^*} & \frac{\epsilon^*}{\gamma^*-1} \\ \psi^* + \frac{\delta^* \phi^*}{1-\gamma^*} & \beta^* + \frac{\alpha^* \delta^*}{1-\gamma^*} & \frac{\delta^*}{\gamma^*-1} \\ \mathbf{0} & 0 & 1 \end{pmatrix} \tilde{\Omega} \begin{pmatrix} \Xi + \frac{\phi \epsilon}{1-\gamma} & \psi + \frac{\delta \phi}{1-\gamma} & \mathbf{0} \\ \theta + \frac{\alpha \epsilon}{1-\gamma} & \beta + \frac{\alpha \delta}{1-\gamma} & 0 \\ \frac{\epsilon}{\gamma-1} & \frac{\delta}{\gamma-1} & 1 \end{pmatrix},$$

where

$$\begin{aligned} \tilde{\Omega} &= \begin{pmatrix} I & \mathbf{0} & \mathbf{0} \\ \mathbf{0} & 1 & 0 \\ \phi^* & \alpha^* & 1 \end{pmatrix} \begin{pmatrix} I & \mathbf{0} & \mathbf{0} \\ \mathbf{0} & 1 & 0 \\ \mathbf{0} & 0 & \gamma^* - 1 \end{pmatrix} \Omega \begin{pmatrix} I & \mathbf{0} & \mathbf{0} \\ \mathbf{0} & 1 & 0 \\ \mathbf{0} & 0 & \gamma - 1 \end{pmatrix} \begin{pmatrix} I & \mathbf{0} & \phi \\ \mathbf{0} & 1 & \alpha \\ \mathbf{0} & 0 & 1 \end{pmatrix} \\ &= \begin{pmatrix} \Omega_{n-2} & \mathbf{0} & \bullet \\ \mathbf{1} & (1 - t_{a_{n-1}})^{-1} & \bullet \\ \bullet & \bullet & \bullet \end{pmatrix}. \end{aligned}$$

Here a \bullet denotes an entry we do not care about. Notice that the row and column operations only affect the last row and the last column of Ω . Finally, we apply column operations to the right-most matrix and row operations to the left-most matrix to obtain

$$\begin{pmatrix} \Xi^* + \frac{\epsilon^* \phi^*}{1-\gamma^*} & \theta^* + \frac{\alpha^* \epsilon^*}{1-\gamma^*} & \mathbf{0} \\ \psi^* + \frac{\delta^* \phi^*}{1-\gamma^*} & \beta^* + \frac{\alpha^* \delta^*}{1-\gamma^*} & 0 \\ \mathbf{0} & 0 & 1 \end{pmatrix} \tilde{\Omega} \begin{pmatrix} \Xi + \frac{\phi \epsilon}{1-\gamma} & \psi + \frac{\delta \phi}{1-\gamma} & \mathbf{0} \\ \theta + \frac{\alpha \epsilon}{1-\gamma} & \beta + \frac{\alpha \delta}{1-\gamma} & 0 \\ \mathbf{0} & 0 & 1 \end{pmatrix}.$$

We can encode these operations as multiplying with the matrix

$$\begin{pmatrix} I & \mathbf{0} & \mathbf{0} \\ \mathbf{0} & 1 & 0 \\ -\frac{\epsilon}{\gamma-1} & -\frac{\delta}{\gamma-1} & 1 \end{pmatrix}$$

on the right and its conjugate transpose

$$\begin{pmatrix} I & \mathbf{0} & -\frac{\epsilon^*}{\gamma^*-1} \\ \mathbf{0} & 1 & -\frac{\delta^*}{\gamma^*-1} \\ \mathbf{0} & 0 & 1 \end{pmatrix}$$

on the left. Therefore the right hand side of (6.5) becomes

$$\begin{pmatrix} I & \mathbf{0} & -\frac{\epsilon^*}{\gamma^*-1} \\ \mathbf{0} & 1 & -\frac{\delta^*}{\gamma^*-1} \\ \mathbf{0} & 0 & 1 \end{pmatrix} \begin{pmatrix} \Omega_{n-2} & \mathbf{0} & \frac{\epsilon^*}{-1+t_{a_{n-1}}} \\ \mathbf{1} & (1 - t_{a_{n-1}})^{-1} & \frac{\delta^*}{-1+t_{a_{n-1}}} \\ \frac{t_{a_{n-1}} \epsilon}{-1+t_{a_{n-1}}} & \frac{t_{a_{n-1}} \delta}{-1+t_{a_{n-1}}} & \frac{-1+\gamma^*-(1-\gamma)t_{a_{n-1}}}{-1+t_{a_{n-1}}} \end{pmatrix} \begin{pmatrix} I & \mathbf{0} & \mathbf{0} \\ \mathbf{0} & 1 & 0 \\ -\frac{\epsilon}{\gamma-1} & -\frac{\delta}{\gamma-1} & 1 \end{pmatrix}.$$

For our purpose we only need to look at the first $n - 1$ rows and the first $n - 1$ columns of the above matrix. One can check by simple algebra that the first $n - 1$ rows and the first $n - 1$ columns stay

unchanged. In summary, we obtain the following identity

$$\begin{pmatrix} \Xi^* + \frac{\epsilon^* \phi^*}{1-\gamma^*} & \theta^* + \frac{\alpha^* \epsilon^*}{1-\gamma^*} & \mathbf{0} \\ \psi^* + \frac{\delta^* \phi^*}{1-\gamma^*} & \beta^* + \frac{\alpha^* \delta^*}{1-\gamma^*} & 0 \\ \mathbf{0} & 0 & 1 \end{pmatrix} \begin{pmatrix} \Omega_{n-2} & \mathbf{0} & \bullet \\ \mathbf{1} & (1-t_{a_{n-1}})^{-1} & \bullet \\ \bullet & \bullet & \bullet \end{pmatrix} \begin{pmatrix} \Xi + \frac{\phi \epsilon}{1-\gamma} & \psi + \frac{\delta \phi}{1-\gamma} & \mathbf{0} \\ \theta + \frac{\alpha \epsilon}{1-\gamma} & \beta + \frac{\alpha \delta}{1-\gamma} & 0 \\ \mathbf{0} & 0 & 1 \end{pmatrix} = \\ \begin{pmatrix} \Omega_{n-2} & \mathbf{0} & \bullet \\ \mathbf{1} & (1-t_{a_{n-1}})^{-1} & \bullet \\ \bullet & \bullet & \bullet \end{pmatrix}.$$

It then follows that

$$\begin{pmatrix} \Xi^* + \frac{\epsilon^* \phi^*}{1-\gamma^*} & \theta^* + \frac{\alpha^* \epsilon^*}{1-\gamma^*} \\ \psi^* + \frac{\delta^* \phi^*}{1-\gamma^*} & \beta^* + \frac{\alpha^* \delta^*}{1-\gamma^*} \end{pmatrix} \Omega_{n-1} \begin{pmatrix} \Xi + \frac{\phi \epsilon}{1-\gamma} & \psi + \frac{\delta \phi}{1-\gamma} \\ \theta + \frac{\alpha \epsilon}{1-\gamma} & \beta + \frac{\alpha \delta}{1-\gamma} \end{pmatrix} = \Omega_{n-1},$$

which is precisely the unitary statement after stitching, and the unitary property for the matrix part is proved.

The scalar part: Next let us show the unitary property for the scalar part. The initial setup will be exactly the same as in the proof for the matrix part. Again we first verify the crossings. For the positive crossing $R_{a,b}^+$:

$$1 \cdot \det \begin{pmatrix} 1-t_a & 1 \\ t_a & 0 \end{pmatrix} = -t_a \doteq 1,$$

and for the negative crossing $R_{a,b}^-$:

$$1 \cdot \det \begin{pmatrix} 0 & t_a^{-1} \\ 1 & 1-t_a^{-1} \end{pmatrix} = -t_a^{-1} \doteq 1,$$

as required. It is easy to verify that the property is invariant under disjoint union (the determinant of the direct sum of two matrices is the the product of the determinants) and under composition (the determinant of the product of two square matrices is the product of the determinants). So again we only need to check the property under stitching strand a_{n-1} to strand a_n . Using the same notation as in the proof for the matrix part, we let

$$M = \begin{pmatrix} \Xi & \psi & \phi \\ \theta & \beta & \alpha \\ \epsilon & \delta & \gamma \end{pmatrix},$$

and M' is the matrix part after stitching strand a_{n-1} to strand a_n and labeling the resulting strand a_{n-1}

$$M' = \begin{pmatrix} \Xi + \frac{\phi \epsilon}{1-\gamma} & \psi + \frac{\delta \phi}{1-\gamma} \\ \theta + \frac{\alpha \epsilon}{1-\gamma} & \beta + \frac{\alpha \delta}{1-\gamma} \end{pmatrix}_{t_{a_n} \rightarrow t_{a_{n-1}}}.$$

Suppose that we have

$$\bar{\omega} \doteq \omega \det(M). \tag{6.6}$$

After stitching strand a_{n-1} to strand a_n we want to show that

$$(1 - \bar{\gamma})\bar{\omega}|_{t_{a_n} \rightarrow t_{a_{n-1}}} \doteq (1 - \gamma)\omega \det(M')|_{t_{a_n} \rightarrow t_{a_{n-1}}}.$$

Again to simplify notation we assume $t_{a_n} \rightarrow t_{a_{n-1}}$ from now on. Using (6.6) we can rewrite the above as

$$(1 - \bar{\gamma})\omega \det(M) \doteq (1 - \gamma)\omega \det(M').$$

Since $\omega \neq 0$ we can divide both sides by ω to get

$$(1 - \bar{\gamma}) \det(M) \doteq (1 - \gamma) \det(M'). \quad (6.7)$$

Now from the unitary property of M'

$$(M')^* \Omega_{n-1} M' = \Omega_{n-1},$$

taking the determinant of both sides we obtain

$$\overline{\det(M')} \det(M') = 1.$$

Thus (6.7) becomes

$$\overline{\det(M')} \det(M) \doteq \frac{1 - \gamma}{1 - \bar{\gamma}}.$$

It follows that we just need to prove the above identity. We see that it only involves the matrix part, so we start with the unitary property for the matrix part:

$$M^* \begin{pmatrix} \Omega_{n-2} & \mathbf{0} & \mathbf{0} \\ \mathbf{1} & (1 - t_{a_{n-1}})^{-1} & 0 \\ \mathbf{1} & 1 & (1 - t_{a_{n-1}})^{-1} \end{pmatrix} M = \begin{pmatrix} \Omega_{n-2} & \mathbf{0} & \mathbf{0} \\ \mathbf{1} & (1 - t_{a_{n-1}})^{-1} & 0 \\ \mathbf{1} & 1 & (1 - t_{a_{n-1}})^{-1} \end{pmatrix}.$$

We can rewrite the above as

$$\left[\begin{pmatrix} \Xi^* & \theta^* & \epsilon^* \\ \psi^* & \beta^* & \delta^* \\ \phi^* & \alpha^* & \gamma^* - 1 \end{pmatrix} + \begin{pmatrix} \mathbf{0} & \mathbf{0} & \mathbf{0} \\ \mathbf{0} & \mathbf{0} & \mathbf{0} \\ \mathbf{0} & \mathbf{0} & \mathbf{1} \end{pmatrix} \right] \Omega \begin{pmatrix} \Xi & \psi & \phi \\ \theta & \beta & \alpha \\ \epsilon & \delta & \gamma \end{pmatrix} = \Omega. \quad (6.8)$$

We have

$$\begin{pmatrix} \mathbf{0} & \mathbf{0} & \mathbf{0} \\ \mathbf{0} & \mathbf{0} & \mathbf{0} \\ \mathbf{0} & \mathbf{0} & \mathbf{1} \end{pmatrix} \Omega \begin{pmatrix} \Xi & \psi & \phi \\ \theta & \beta & \alpha \\ \epsilon & \delta & \gamma \end{pmatrix} = \begin{pmatrix} \mathbf{0} & \mathbf{0} & \mathbf{0} \\ \mathbf{0} & \mathbf{0} & \mathbf{0} \\ \theta + \langle \Xi \rangle + \frac{\epsilon}{1 - t_{a_{n-1}}} & \beta + \langle \psi \rangle + \frac{\delta}{1 - t_{a_{n-1}}} & \alpha + \langle \phi \rangle + \frac{\gamma}{1 - t_{a_{n-1}}} \end{pmatrix}.$$

Then (6.8) becomes

$$\begin{pmatrix} \Xi^* & \theta^* & \epsilon^* \\ \psi^* & \beta^* & \delta^* \\ \phi^* & \alpha^* & \gamma^* - 1 \end{pmatrix} \Omega \begin{pmatrix} \Xi & \psi & \phi \\ \theta & \beta & \alpha \\ \epsilon & \delta & \gamma \end{pmatrix}$$

$$\begin{aligned}
 &= \begin{pmatrix} \Omega_{n-2} & \mathbf{0} & \mathbf{0} \\ \mathbf{1} & (1-t_{a_{n-1}})^{-1} & 0 \\ \mathbf{1} - \theta - \langle \Xi \rangle + \frac{\epsilon}{-1+t_{a_{n-1}}} & 1 - \beta - \langle \psi \rangle + \frac{\delta}{-1+t_{a_{n-1}}} & -\alpha - \langle \phi \rangle + \frac{1-\gamma}{1-t_{a_{n-1}}} \end{pmatrix} \\
 &= \begin{pmatrix} \Omega_{n-2} & \mathbf{0} & \mathbf{0} \\ \mathbf{1} & (1-t_{a_{n-1}})^{-1} & 0 \\ \frac{t_{a_{n-1}}\epsilon}{-1+t_{a_{n-1}}} & \frac{t_{a_{n-1}}\delta}{-1+t_{a_{n-1}}} & \frac{t_{a_{n-1}}(1-\gamma)}{1-t_{a_{n-1}}} \end{pmatrix},
 \end{aligned}$$

where we use Proposition 3.4. Now for the left hand side, we can perform column operations via elementary matrices to get

$$\begin{aligned}
 &\begin{pmatrix} \Xi^* + \frac{\epsilon^*\phi^*}{1-\gamma^*} & \theta^* + \frac{\alpha^*\epsilon^*}{1-\gamma^*} & \frac{\epsilon^*}{\gamma^*-1} \\ \psi^* + \frac{\delta^*\phi^*}{1-\gamma^*} & \beta^* + \frac{\alpha^*\delta^*}{1-\gamma^*} & \frac{\delta^*}{\gamma^*-1} \\ \mathbf{0} & 0 & 1 \end{pmatrix} \begin{pmatrix} I & \mathbf{0} & \mathbf{0} \\ \mathbf{0} & 1 & 0 \\ \phi^* & \alpha^* & 1 \end{pmatrix} \begin{pmatrix} I & \mathbf{0} & \mathbf{0} \\ \mathbf{0} & 1 & 0 \\ \mathbf{0} & 0 & \gamma^* - 1 \end{pmatrix} \Omega M \\
 &= \begin{pmatrix} \Omega_{n-2} & \mathbf{0} & \mathbf{0} \\ \mathbf{1} & (1-t_{a_{n-1}})^{-1} & 0 \\ \frac{t_{a_{n-1}}\epsilon}{-1+t_{a_{n-1}}} & \frac{t_{a_{n-1}}\delta}{-1+t_{a_{n-1}}} & \frac{t_{a_{n-1}}(1-\gamma)}{1-t_{a_{n-1}}} \end{pmatrix}.
 \end{aligned}$$

Finally taking the determinant of both sides we obtain

$$\overline{\det(M')}(\bar{\gamma} - 1) \det(M) = t_{n-1}(1 - \gamma).$$

Thus

$$\overline{\det(M')} \det(M) \doteq \frac{1 - \gamma}{1 - \bar{\gamma}},$$

which completes the proof. \square

Remark 6.3. As a consequence of the unitary property for the scalar part, for the case of long knots, the matrix part is 1 and we have

$$\bar{\omega} \doteq \omega,$$

which is the classic property that the Alexander polynomial stays unchanged under the transformation $t \rightarrow t^{-1}$.

6.3 The Fox-Milnor Condition

Now I will prove the Fox-Milnor condition using the framework of Γ -calculus.

Theorem. *If a long knot K is ribbon, then the Alexander polynomial of \tilde{K} , $\Delta_K(t)$ (which is the same as the scalar part of K in Γ -calculus, see Proposition 3.8) satisfies*

$$\Delta_{\tilde{K}}(t) \doteq f(t)f(t^{-1}),$$

where \doteq means equality up to multiplication by $\pm t^n$, $n \in \mathbb{Z}$ and f is a Laurent polynomial.

Proof. Our strategy is to express Proposition 6.1 in the language of Γ -calculus. To that end, consider a pure up-down tangle T with strands labeled by $1, 2, \dots, 2n$, which satisfies the condition of Proposition

6.1. We let **odd** denote the vector $(1, 3, \dots, 2n - 1)$ of labels and **even** denote the vector $(2, 4, \dots, 2n)$ of labels. For convenience, we write the invariant $\varphi(T)$ in Γ -calculus as

$$\left(\begin{array}{c|cc} \omega & \mathbf{odd} & \mathbf{even} \\ \hline \mathbf{even} & \gamma & \delta \\ \mathbf{odd} & \alpha & \beta \end{array} \right)$$

where each $\alpha, \beta, \gamma, \delta$ is an $n \times n$ matrix. For the τ closure, we stitch the odd strands to the even strands and label the resulting strands odd. The stitching instruction is

$$\left(\begin{array}{cccc} 1 & 3 & \dots & 2n - 1 \\ 2 & 4 & \dots & 2n \\ \hline 1 & 3 & \dots & 2n - 1 \end{array} \right).$$

Then it follows from Proposition 3.1 that

$$\left(\begin{array}{c|cc} \omega & \mathbf{odd} & \mathbf{even} \\ \hline \mathbf{even} & \gamma & \delta \\ \mathbf{odd} & \alpha & \beta \end{array} \right) \xrightarrow{\tau = m_{\mathbf{odd}}^{\mathbf{odd}, \mathbf{even}}} \left(\begin{array}{c|c} \omega \det(I - \gamma) & \mathbf{odd} \\ \hline \mathbf{odd} & \beta + \alpha(I - \gamma)^{-1}\delta \end{array} \right)_{t_{\mathbf{even}} \rightarrow t_{\mathbf{odd}}}.$$

Since the τ closure yields a trivial tangle we have $\omega \det(I - \gamma) = 1$ and $\beta + \alpha(I - \gamma)^{-1}\delta = I$. Now for the κ closure, the stitching instructions are specified by stitching the strands labeled by $(1, 2, \dots, 2n - 1)$ to the strands labeled by $(2, 3, \dots, 2n)$, in that order. The stitching instruction is

$$\left(\begin{array}{cccc} 2 & 3 & \dots & 2n \\ 1 & 2 & \dots & 2n - 1 \\ \hline 2 & 3 & \dots & 2n \end{array} \right).$$

After we perform all the stitchings, the end result is the original long knot K . Note that according to the stitching formula we make the change of variables $t_x \rightarrow t_{2n}$ for $x = 1, \dots, 2n$. To simplify notation we simply write t instead of t_{2n} . From the stitching formula in Proposition 3.1 the scalar part is given by

$$\omega \det(I - N)|_{t_x \rightarrow t},$$

where N is the submatrix of the matrix part of $\varphi(T)$ specified by

$$\left(\begin{array}{c|ccc} & 2 & \dots & 2n \\ \hline 1 & & & \\ \vdots & & \mathbf{N} & \\ 2n - 1 & & & \end{array} \right).$$

On the other hand from Proposition 3.8 we know that the scalar part is the Alexander polynomial of the knot \tilde{K} , i.e.

$$\Delta_{\tilde{K}}(t) = \omega \det(I - N)|_{t_x \rightarrow t}. \tag{6.9}$$

$$\begin{aligned}
&= \det(\alpha) \det[(I - \gamma)^{-1}] \det \left(I - \begin{pmatrix} \mathbf{0} & I_{n-1} \\ 0 & \mathbf{0} \end{pmatrix} \right) \det(\delta) \\
&= \frac{\det(\alpha) \det(\delta)}{\det(I - \gamma)} \\
&= \omega \det(\alpha) \det(\delta),
\end{aligned}$$

where we use $\omega \det(I - \gamma) = 1$ in the last equality. From (6.9) it follows that

$$\Delta_{\tilde{K}}(t) \doteq \omega \det(\alpha) \omega \det(\delta) \Big|_{t_x \rightarrow t}. \quad (6.11)$$

To finish off, we will employ the unitary property of $\varphi(T)$. But since we only have the unitary property for string links, we first need to reverse the orientations of all the even strands of T . The orientation reversal formula (Proposition 3.10) yields

$$\left(\begin{array}{c|cc} \omega & \text{even} & \text{odd} \\ \hline \text{even} & \delta & \gamma \\ \text{odd} & \beta & \alpha \end{array} \right) \xrightarrow{dH^{\text{even}}} \left(\begin{array}{c|cc} \omega \det(\delta) & \text{even} & \text{odd} \\ \hline \text{even} & \delta^{-1} & \delta^{-1}\gamma \\ \text{odd} & -\beta\delta^{-1} & \alpha - \beta\delta^{-1}\gamma \end{array} \right) \Big|_{t_{\text{even}} \rightarrow t_{\text{even}}^{-1}}.$$

Note that the orientation reversal operation takes value in $\tilde{\Gamma}$. However here we can safely ignore the σ part because we consider ω up to multiplication of monomials in t_x . Now the unitary property of the scalar part tells us that

$$\omega \det(\delta) \Big|_{t_{\text{odd}} \rightarrow t_{\text{odd}}^{-1}} \doteq \omega \det(\delta) \det \begin{pmatrix} \alpha - \beta\delta^{-1}\gamma & -\beta\delta^{-1} \\ \delta^{-1}\gamma & \delta^{-1} \end{pmatrix} \Big|_{t_{\text{even}} \rightarrow t_{\text{even}}^{-1}}.$$

Taking $t_{\text{even}} \rightarrow t_{\text{even}}^{-1}$ in both sides we obtain

$$\begin{aligned}
\overline{\omega \det(\delta)} &\doteq \omega \det(\delta) \det \begin{pmatrix} \alpha - \beta\delta^{-1}\gamma & -\beta\delta^{-1} \\ \delta^{-1}\gamma & \delta^{-1} \end{pmatrix} \\
&= \omega \det(\delta) \det(\alpha - \beta\delta^{-1}\gamma + \beta\delta^{-1}\delta\delta^{-1}\gamma) \det(\delta^{-1}) \\
&= \omega \det(\alpha).
\end{aligned}$$

Again we use Lemma 3.2 in the second equality. Then setting all t_x to t , (6.11) becomes

$$\Delta_{\tilde{K}}(t) \doteq \omega \det(\delta) \overline{\omega \det(\delta)} \doteq \omega \det(\alpha) \overline{\omega \det(\alpha)},$$

which is precisely the Fox-Milnor condition.

Note that in our proof we can choose the function f to be $\omega \det(\delta)$ or $\omega \det(\alpha)$. In the first case f is the scalar part of the tangle obtained by reversing the orientations of the even strands of T , and in the second case f is the scalar part of the tangle obtained by reversing the orientations of the odd strands of T (with the relevant $t_x \rightarrow t_x^{-1}$). By Proposition 3.5 we see that f is a Laurent polynomial. \square

Chapter 7

Extension to w-Links

In this chapter we present a method to extend Γ -calculus to links. This chapter is independent of other chapters and can be skipped on first reading. It is expository and mainly follows ideas of Prof Bar-Natan. The idea of extending Γ -calculus to links have appeared in [Hal16, BNS13].

7.1 The Trace Map

In this section I would like to extend our invariant to links. So far our invariant in Γ -calculus only works for tangles and long knots, since we do not allow closed components. Notice that our stitching formula involves division by $1 - \gamma$, and it only makes sense when γ is an off-diagonal term. In other words, we can only stitch strands with distinct labels. When we try to stitch strands of the same label, we may encounter division by zero. Nevertheless, the formula for the scalar part ω only requires multiplication by $1 - \gamma$ and so we expect to be able to extend it to links, or more precisely *long w-links*, i.e. w-links with only one open component. (More precisely, a *long w-link diagram* is a smooth general position immersion of an interval and a finite collection of circles where the set of double points are divided into positive crossings, negative crossings, and virtual crossings. Two long w-link diagrams are *equivalent* if they are related by the moves specified in Section 2.2.) The matrix part is no longer well-defined for links. For instance, if a tangle contains a trivial open component, then to stitch the component to itself we would have to divide by $1 - 1 = 0$.

As a first step, we need to describe closed components within the framework of meta-monoids. Let $\mathcal{W}_{X \cup \{c\}}^{cl}$ be the collection of w-tangles whose components are labeled by $X \cup \{c\}$ with exactly one closed component labeled by c . Note that we cannot obtain $\mathcal{W}_{X \cup \{c\}}^{cl}$ from crossings using the meta-monoid operations because we cannot stitch the same strand to itself. Let $\mathcal{W}_{X \cup \{c\}}$ be the usual collection of w-tangles (no closed components) whose components are labeled by $X \cup \{c\}$. Then we have a *trace map*

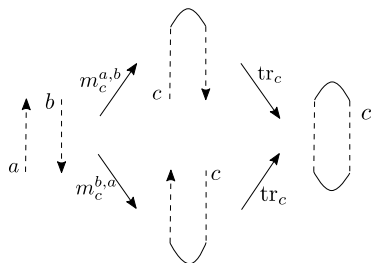
$$\text{tr}_c : \mathcal{W}_{X \cup \{c\}} \rightarrow \mathcal{W}_{X \cup \{c\}}^{cl}$$

given simply by closing the component c in a trivial manner (i.e. no crossings created except for virtual crossings). To proceed I will prove the following key topological result suggested by Prof Bar-Natan.

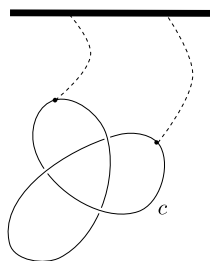
Proposition 7.1. *Two w-tangles T_1 and T_2 in $\mathcal{W}_{X \cup \{c\}}$ have equivalent images in $\mathcal{W}_{X \cup \{c\}}^{cl}$ under the map tr_c if and only if there is a w-tangle $T \in \mathcal{W}_{X \cup \{a,b\}}$, where a and b are arbitrary labels and $\{a,b\} \cap X = \emptyset$,*

such that $T_1 = m_c^{a,b}(T)$ and $T_2 = m_c^{b,a}(T)$.

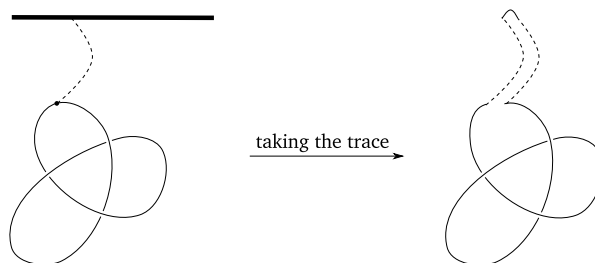
Proof. Note that it suffices to just look at the component labeled c . The if direction is quite clear from the following diagram.



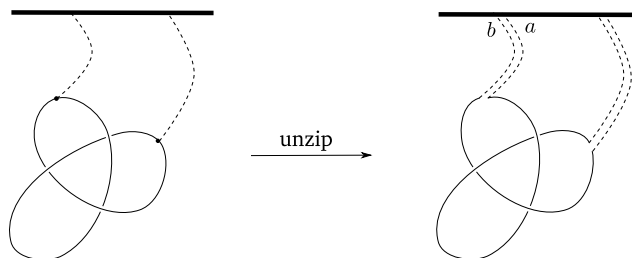
Now for the only if direction, let T_1 and T_2 have equivalent images under the trace map. We can view the image as a closed component c with two beads on it that represent the two positions where we take the trace and two strands that connect the beads to a fixed base as in the following figure (here again dashed line means it can be knotted).



For each position, to take the trace, we unzip the strand, and then cap off the ends.



Then to find a tangle T such that $T_1 = m_c^{a,b}(T)$ and $T_2 = m_c^{b,a}(T)$, we simply unzip the two strands to obtain a tangle T with two components a and b .



It is straightforward to check that T satisfies our requirement. □

From the above discussion a map (or an invariant) Ω on $\mathcal{W}_{X \cup \{c\}}$ will descend to a map on $\mathcal{W}_{X \cup \{c\}}^{cl}$ if it satisfies the condition

$$\Omega(m_c^{a,b}(T)) = \Omega(m_c^{b,a}(T))$$

for all w-tangles $T \in \mathcal{W}_{X \cup \{a,b\}}$. In general we would want to include links with more than one closed component, and the above discussion can be generalized in a straightforward manner. For a vector $\mathbf{c} = (c_1, c_2, \dots, c_n)$ let $\mathcal{W}_{X \cup \{\mathbf{c}\}}^{cl}$ be the collection of w-tangles whose components labeled by c_1, \dots, c_n are closed. We also have a *trace map*

$$\text{tr}_{\mathbf{c}} : \mathcal{W}_{X \cup \{\mathbf{c}\}} \rightarrow \mathcal{W}_{X \cup \{\mathbf{c}\}}^{cl},$$

obtained by closing the components c_1, \dots, c_n in a trivial manner and an invariant Ω on $\mathcal{W}_{X \cup \{\mathbf{c}\}}$ will descend to an invariant on $\mathcal{W}_{X \cup \{\mathbf{c}\}}^{cl}$ if it fulfills the condition

$$\Omega(m_{\mathbf{c}}^{\mathbf{a},\mathbf{b}}(T)) = \Omega(m_{\mathbf{c}}^{\mathbf{b},\mathbf{a}}(T))$$

for two vectors \mathbf{a}, \mathbf{b} such that $a_i \neq b_j$, and T is a w-tangle in $\mathcal{W}_{X \cup \{\mathbf{a},\mathbf{b}\}}$. Now I can define the *trace map* in Γ -calculus.

Proposition 7.2 (The Trace Map). *Let T be a w-tangle in $\mathcal{W}_{X \cup \{\mathbf{c}\}}$, then the following composition of maps, which we denote by $\Omega_{\mathbf{c}}$*

$$T \xrightarrow{\varphi} \left(\begin{array}{c|cc} \omega & \mathbf{c} & S \\ \mathbf{c} & \alpha & \theta \\ S & \phi & \Xi \end{array} \right) \xrightarrow{\text{tr}_{\mathbf{c}}} \omega \det(I - \alpha)$$

yields an invariant on $\mathcal{W}_{X \cup \{\mathbf{c}\}}^{cl}$. For an element $L \in \mathcal{W}_{X \cup \{\mathbf{c}\}}^{cl}$, we denote its image under $\Omega_{\mathbf{c}}$ by ω_L .

Proof. We just have to check that

$$\Omega_{\mathbf{c}}(m_{\mathbf{c}}^{\mathbf{a},\mathbf{b}}(T_1)) = \Omega_{\mathbf{c}}(m_{\mathbf{c}}^{\mathbf{b},\mathbf{a}}(T_1)),$$

or more specifically

$$\text{tr}_{\mathbf{c}}(m_{\mathbf{c}}^{\mathbf{a},\mathbf{b}}(\varphi(T_1))) = \text{tr}_{\mathbf{c}}(m_{\mathbf{c}}^{\mathbf{b},\mathbf{a}}(\varphi(T_1)))$$

for all w-tangles $T_1 \in \mathcal{W}_{X \cup \{\mathbf{a},\mathbf{b}\}}$. Suppose that

$$\varphi(T_1) = \left(\begin{array}{c|ccc} \omega & \mathbf{a} & \mathbf{b} & S \\ \mathbf{a} & \alpha & \beta & \theta \\ \mathbf{b} & \gamma & \delta & \epsilon \\ S & \phi & \psi & \Xi \end{array} \right).$$

Then $m_{\mathbf{c}}^{\mathbf{a},\mathbf{b}}$ gives

$$\left(\begin{array}{c|cc} \det(I - \gamma)\omega & \mathbf{c} & S \\ \mathbf{c} & \beta + \alpha(I - \gamma)^{-1}\delta & \theta + \alpha(I - \gamma)^{-1}\epsilon \\ S & \psi + \phi(I - \gamma)^{-1}\delta & \Xi + \phi(I - \gamma)^{-1}\epsilon \end{array} \right)_{t_{\mathbf{a}}, t_{\mathbf{b}} \rightarrow t_{\mathbf{c}}}.$$

Taking $\text{tr}_{\mathbf{c}}$ one obtains

$$\det(I - \beta - \alpha(I - \gamma)^{-1}\delta) \det(I - \gamma)\omega \Big|_{t_{\mathbf{a}}, t_{\mathbf{b}} \rightarrow t_{\mathbf{c}}}.$$

Now the other stitching $m_c^{\mathbf{b}, \mathbf{a}}$ yields

$$\left(\begin{array}{c|cc} \det(I - \beta)\omega & \mathbf{c} & S \\ \hline \mathbf{c} & \gamma + \delta(I - \beta)^{-1}\alpha & \epsilon + \delta(I - \beta)^{-1}\theta \\ S & \phi + \psi(I - \beta)^{-1}\alpha & Xi + \psi(I - \beta)^{-1}\theta \end{array} \right)_{t_{\mathbf{a}}, t_{\mathbf{b}} \rightarrow t_{\mathbf{c}}}.$$

Taking $\text{tr}_{\mathbf{c}}$ one obtains

$$\det(I - \gamma - \delta(I - \beta)^{-1}\alpha) \det(I - \beta)\omega|_{t_{\mathbf{a}}, t_{\mathbf{b}} \rightarrow t_{\mathbf{c}}}.$$

Finally we invoke Lemma 3.2 and observe that

$$\det \begin{pmatrix} I - \beta & \alpha \\ \delta & I - \gamma \end{pmatrix} = \det \begin{pmatrix} I - \gamma & \delta \\ \alpha & I - \beta \end{pmatrix},$$

which completes the proof. □

Remark 7.1. Notice that the trace map agrees with the scalar part of the stitching formula in Proposition 6.1 when we allow $a_i = b_i$. The matrix part is no longer well-defined because the matrix $I - \gamma$ may not always be invertible.

7.2 The Alexander-Conway Skein Relation

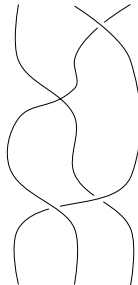
In this section I derive the Alexander-Conway skein relation for long w-links. First of all let us recall the notion of *w-braids* (see [BND16] for more details). Let wB_n be the group generated by $\sigma_i, 1 \leq i \leq n - 1$ and $s_i, 1 \leq i \leq n - 1$, subject to the following relations

- (a) (permutation relations) $s_i^2 = 1, s_i s_{i+1} s_i = s_{i+1} s_i s_{i+1}$ and if $|i - j| > 1$ then $s_i s_j = s_j s_i$,
- (b) (braid relations) $\sigma_i \sigma_{i+1} \sigma_i = \sigma_{i+1} \sigma_i \sigma_{i+1}$, and if $|i - j| > 1$ then $\sigma_i \sigma_j = \sigma_j \sigma_i$,
- (c) (mixed relations) $s_i \sigma_{i+1}^{\pm 1} s_i = s_{i+1} \sigma_i^{\pm 1} s_{i+1}$, and if $|i - j| > 1$ then $s_i \sigma_j = \sigma_j s_i$.
- (d) (OC) $\sigma_i \sigma_{i+1} s_i = s_{i+1} \sigma_i \sigma_{i+1}$.

We can visualize the generators of wB_n as follows.

$$\sigma_i \mapsto \begin{array}{c} \nearrow \quad \nearrow \\ \searrow \quad \searrow \\ i \quad i+1 \end{array} \quad ; \quad \sigma_i^{-1} \mapsto \begin{array}{c} \nearrow \quad \searrow \\ \searrow \quad \nearrow \\ i \quad i+1 \end{array} \quad ; \quad s_i \mapsto \begin{array}{c} \nearrow \quad \searrow \\ \searrow \quad \nearrow \\ i \quad i+1 \end{array}$$

An element of wB_n is called a *w-braid* on n strands. An example of a w-braid is given in the next figure.



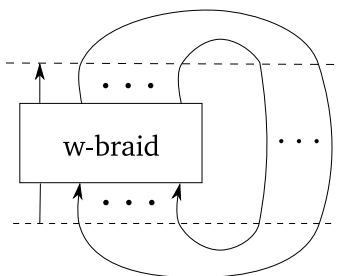
For a topological interpretation of w -braids as “the group of flying rings”, see [BND16] and references therein [Gol81, Sat00, BH08]. We can extend the Burau representation to wB_n simply as follows

$$\sigma_i \mapsto \begin{pmatrix} 1-t & 1 \\ t & 0 \end{pmatrix}; \quad \sigma_i^{-1} \mapsto \begin{pmatrix} 0 & t^{-1} \\ 1 & 1-t^{-1} \end{pmatrix}; \quad s_i \mapsto \begin{pmatrix} 0 & 1 \\ 1 & 0 \end{pmatrix}.$$

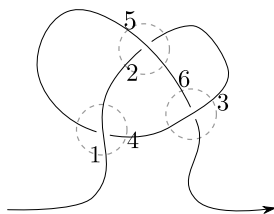
Given a w -braid, its Burau representation agrees with the matrix part of Γ -calculus, up to permutation of the columns, see Proposition 3.7.

I have the following analog of Alexander Theorem (see [KT08]).

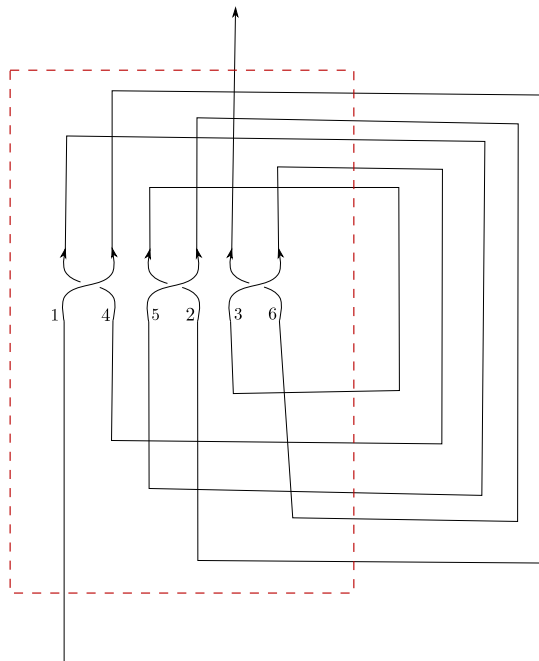
Proposition 7.3. *Every long w -link can be expressed as a partial closure, except the first strand, of a w -braid. More precisely, suppose the w -braid β has the bottom endpoints labeled by a_1, \dots, a_n and the top endpoints labeled by b_1, \dots, b_n , then we obtain the long w -link by stitching b_i to a_i , where $i = 2, \dots, n$, as in the next figure.*



Proof. When we allow virtual crossings, the proof simplifies greatly. Namely we just need to decompose the long w -link into a disjoint union of crossings, put all the crossings in a row and then stitch them. As an example, let us look at the long trefoil.



Putting all the crossings of the long trefoil horizontally and the stitching the strands appropriately we obtain the desired form.



The w-braid is enclosed in the dashed rectangle. □

For a long w-link L , let

$$\Delta_L(t) = t^{-w(L)/2} \omega_L(t),$$

where $\omega_L(t)$ is the invariant as defined in Proposition 7.2 (we identify all the variables t_i to t) and

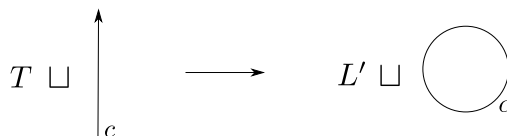
$$w(L) = \sum_{\text{crossings}} \pm 1,$$

with $+1$ for a positive crossing and -1 for a negative crossing. I record here a simple property of Δ_L .

Proposition 7.4. *Let L be a long w-link and suppose L contains a closed trivial component, i.e. bounds an embedded 2-disk that is disjoint from the rest of L . Then*

$$\Delta_L(t) = 0.$$

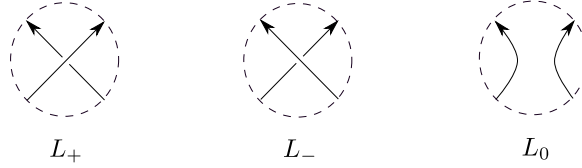
Proof. Suppose the closed component is labeled c . The link L can be obtained by closing a tangle of the form $T \sqcup U_c$, where U_c denotes the trivial strand.



Then the matrix part of $\varphi(T)$ will contain a row of zeros except for a 1 occurring at position (c, c) . From Proposition 7.2 we observe that in this case $\det(I - \alpha) = \det(1 - 1) = 0$ (in this case α denotes the (c, c) -entry). So the invariant vanishes, as required. □

Finally I will prove the Alexander-Conway skein relation.

Proposition 7.5 (Alexander-Conway Skein Relation). *Let L_+ , L_- and L_0 be three long w -links which are identical except at a neighborhood of a crossing where they are given by,*



then we have

$$\Delta_{L_+}(t) - \Delta_{L_-}(t) = (t^{-1/2} - t^{1/2})\Delta_{L_0}(t). \quad (7.1)$$

Proof. First of all we prove the following special case $L_+ = \widehat{\beta\sigma_{n-1}}$, $L_- = \widehat{\beta\sigma_{n-1}^{-1}}$, $L_0 = \widehat{\beta}$. Here β is a w -braid and σ_{n-1} is a standard generator of the braid group, n is the number of strands, and $\widehat{}$ denotes the closure as described in Proposition 7.3. Observe that

$$w(L_+) = w(L_0) + 1, \quad w(L_-) = w(L_0) - 1.$$

Thus the skein relation becomes

$$t^{-1/2}\omega_{L_+}(t) - t^{1/2}\omega_{L_-}(t) = (t^{-1/2} - t^{1/2})\omega_{L_0}(t). \quad (7.2)$$

From Proposition 7.2 we have

$$\omega_{L_+}(t) = \det([I - \beta\sigma_{n-1}]_1^1), \quad \omega_{L_-}(t) = \det([I - \beta\sigma_{n-1}^{-1}]_1^1), \quad \omega_{L_0} = \det([I - \beta]_1^1),$$

where we identify the braid with its Burau representation by abuse of notations. Let

$$\beta = \left(\begin{array}{c|cc} M_1 & \phi_1 & \psi_1 \\ \hline \theta_1 & a & b \\ \epsilon_1 & c & d \end{array} \right),$$

where M_1 is an $(n-2) \times (n-2)$ matrix, ϕ_1, ψ_1 are column vectors and θ_1, ϵ_1 are row vectors. Then

$$\beta\sigma_{n-1} = \begin{pmatrix} M_1 & \phi_1 & \psi_1 \\ \theta_1 & a & b \\ \epsilon_1 & c & d \end{pmatrix} \begin{pmatrix} I & \mathbf{0} & \mathbf{0} \\ \mathbf{0} & 1-t & 1 \\ \mathbf{0} & t & 0 \end{pmatrix} = \begin{pmatrix} M_1 & (1-t)\phi_1 + t\psi_1 & \phi_1 \\ \theta_1 & (1-t)a + tb & a \\ \epsilon_1 & (1-t)c + td & c \end{pmatrix},$$

and

$$\beta\sigma_{n-1}^{-1} = \begin{pmatrix} M_1 & \phi_1 & \psi_1 \\ \theta_1 & a & b \\ \epsilon_1 & c & d \end{pmatrix} \begin{pmatrix} I & \mathbf{0} & \mathbf{0} \\ \mathbf{0} & 0 & t^{-1} \\ \mathbf{0} & 1 & 1-t^{-1} \end{pmatrix} = \begin{pmatrix} M_1 & \psi_1 & t^{-1}\phi_1 + (1-t^{-1})\psi_1 \\ \theta_1 & b & t^{-1}a + (1-t^{-1})b \\ \epsilon_1 & d & t^{-1}c + (1-t^{-1})d \end{pmatrix}.$$

Removing the first column and the first row (correspondingly, we remove the subscript 1 in the notations)

we can rewrite (7.2) as

$$\begin{aligned} t^{-1/2} \det \begin{pmatrix} I-M & -(1-t)\phi - t\psi & -\phi \\ -\theta & 1 - (1-t)a - tb & -a \\ -\epsilon & -(1-t)c - td & 1-c \end{pmatrix} &= t^{1/2} \det \begin{pmatrix} I-M & -\psi & -t^{-1}\phi - (1-t^{-1})\psi \\ -\theta & 1-b & -t^{-1}a - (1-t^{-1})b \\ -\epsilon & -d & 1-t^{-1}c - (1-t^{-1})d \end{pmatrix} \\ &= (t^{-1/2} - t^{1/2}) \det \begin{pmatrix} I-M & -\phi & -\psi \\ -\theta & 1-a & -b \\ -\epsilon & -c & 1-d \end{pmatrix}. \end{aligned}$$

Now for the first matrix, multiply the third column with $(1-t)$ and subtract it from the second column we obtain

$$\begin{aligned} t^{-1/2} \det \begin{pmatrix} I-M & -t\psi & -\phi \\ -\theta & 1-tb & -a \\ -\epsilon & -1+t(1-d) & 1-c \end{pmatrix} \\ &= t^{-1/2} \det \begin{pmatrix} I-M & -t\psi & -\phi \\ -\theta & -tb & -a \\ -\epsilon & t(1-d) & 1-c \end{pmatrix} + t^{-1/2} \det \begin{pmatrix} I-M & \mathbf{0} & -\phi \\ -\theta & 1 & -a \\ -\epsilon & -1 & 1-c \end{pmatrix} \\ &= t^{1/2} \det \begin{pmatrix} I-M & -\psi & -\phi \\ -\theta & -b & -a \\ -\epsilon & 1-d & 1-c \end{pmatrix} + t^{-1/2} \det \begin{pmatrix} I-M & \mathbf{0} & -\phi \\ -\theta & 1 & -a \\ -\epsilon & -1 & 1-c \end{pmatrix} \\ &= -t^{1/2} \det \begin{pmatrix} I-M & -\phi & -\psi \\ -\theta & 1-a & -b \\ -\epsilon & -c & 1-d \end{pmatrix} - t^{1/2} \det \begin{pmatrix} I-M & \mathbf{0} & -\psi \\ -\theta & -1 & -b \\ -\epsilon & 1 & 1-d \end{pmatrix} \\ &\quad + t^{-1/2} \det \begin{pmatrix} I-M & \mathbf{0} & -\phi \\ -\theta & 1 & -a \\ -\epsilon & -1 & 1-c \end{pmatrix}. \end{aligned}$$

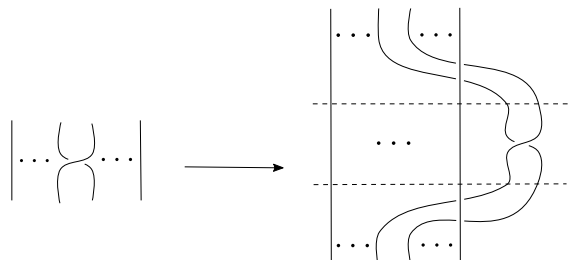
Similarly for the second matrix, multiply the second column with $(1-t^{-1})$ and subtract it from the third column we have

$$\begin{aligned} t^{1/2} \det \begin{pmatrix} I-M & -\psi & -t^{-1}\phi \\ -\theta & 1-b & -1+t^{-1}(1-a) \\ -\epsilon & -d & 1-t^{-1}c \end{pmatrix} \\ &= t^{1/2} \det \begin{pmatrix} I-M & -\psi & -t^{-1}\phi \\ -\theta & 1-b & t^{-1}(1-a) \\ -\epsilon & -d & -t^{-1}c \end{pmatrix} + t^{1/2} \det \begin{pmatrix} I-M & -\psi & \mathbf{0} \\ -\theta & 1-b & -1 \\ -\epsilon & -d & 1 \end{pmatrix} \\ &= t^{-1/2} \det \begin{pmatrix} I-M & -\psi & -\phi \\ -\theta & 1-b & 1-a \\ -\epsilon & -d & -c \end{pmatrix} + t^{-1/2} \det \begin{pmatrix} I-M & -\psi & \mathbf{0} \\ -\theta & 1-b & -1 \\ -\epsilon & -d & 1 \end{pmatrix} \\ &= -t^{-1/2} \det \begin{pmatrix} I-M & -\phi & -\psi \\ -\theta & 1-a & -b \\ -\epsilon & -c & 1-d \end{pmatrix} - t^{-1/2} \det \begin{pmatrix} I-M & -\phi & \mathbf{0} \\ -\theta & 1-a & 1 \\ -\epsilon & -c & -1 \end{pmatrix} \end{aligned}$$

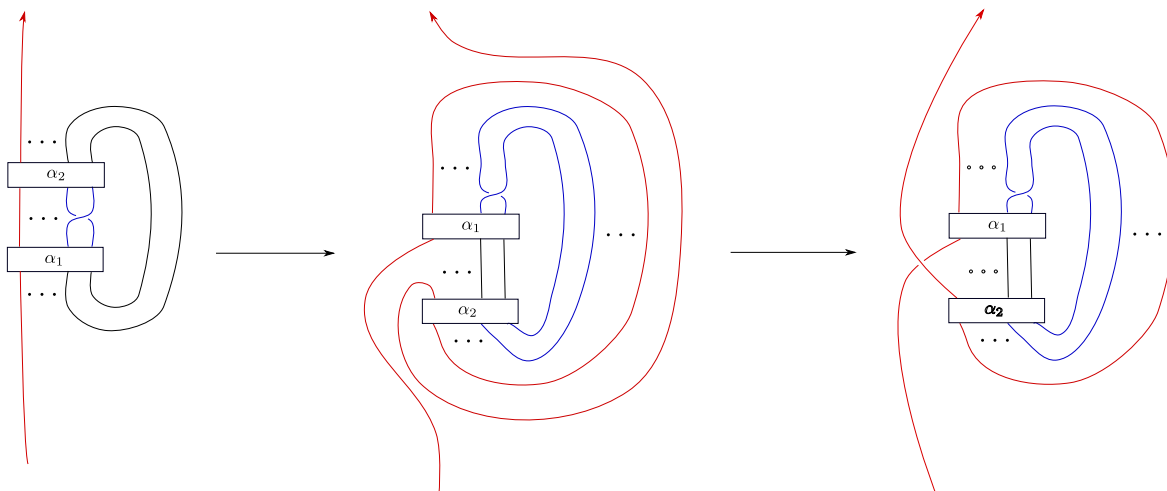
$$+ t^{1/2} \det \begin{pmatrix} I - M & -\psi & \mathbf{0} \\ -\theta & 1 - b & -1 \\ -\epsilon & -d & 1 \end{pmatrix}.$$

Subtracting the above identities give us the skein relation.

Finally we show that a general case can be reduced to the special case as follows. Given a long w-link L_+ , we first express it as the partial closure of a braid $\beta_1\sigma_i\beta_2$. As a first step, observe that σ_i can be written as a conjugate of σ_{n-1} (simply pulling the crossing σ_i to the right-most position. Thus we can assume that L_+ is the partial closure of $\alpha_1\sigma_{n-1}\alpha_2$.



Now to proceed we can push α_2 along the closure to the bottom of α_1 and then move the open component to the left.



The end result now is the partial closure of a w-braid of the form $\beta\sigma_{n-1}$, as required. □

7.3 Odds and Ends

As we have mentioned our work is just the beginning of a long-term project. There are many potentially interesting directions to be explored. We present a few of these directions below.

- **General “unitary property”.** So far we have only proven the unitary property for string links. The general unitary property for tangles is more involved. A unitary property for tangles should characterize the image of (usual) tangles in Γ -calculus. We describe one strategy to accomplish this below, although we suspect that one should be able to arrive at the conclusion by much simpler

means. Our underlying technical theorem is the commutativity of the following diagram (see [BND14]):

$$\begin{array}{ccc}
 sKTG & \xrightarrow{a} & wTF \\
 \downarrow Z^u & & \downarrow Z^w \\
 \mathcal{A}^u & \xrightarrow{\alpha} & \mathcal{A}^{sw}
 \end{array} \tag{7.3}$$

To understand the terms and maps in the commutative diagram would require a substantial amount of background. So we can only give a very rough description. The space $sKTG$ consists of *knotted trivalent graphs*, i.e. tangles with trivalent vertices; the space wTF consists of *w-tangled foams*, i.e. w-tangles with trivalent vertices; \mathcal{A}^u is the space of chord diagrams and \mathcal{A}^{sw} is the space of arrow diagrams. The map a includes (usual) tangles into w-tangles; the map α sends a chord diagram to all ways of orienting the chord, namely

$$t_{ij} \mapsto a_{ij} + a_{ji};$$

and Z^u and Z^w are the corresponding homomorphic expansions. It is important to point out that the image of a vertex in \mathcal{A}^{sw} under Z^w gives us a solution to the Kashiwara-Vergne problems.

It is advantageous to work in \mathbb{G}_0 because it is simpler than \mathcal{A}^{sw} and all the formulas are readily available. We can solve for a solution of a vertex explicitly in \mathbb{G}_0 using Mathematica. Now to state the unitary property we need to introduce an *involution* θ of \mathfrak{g}_0 given by

$$b \mapsto -b, \quad c \mapsto -c, \quad u \mapsto w, \quad w \mapsto u.$$

Recall that

$$T_{\mathfrak{g}_0}(a_{ij} + a_{ji}) = b_i c_j + u_i w_j + b_j c_i + u_j w_i.$$

We have

$$\theta(b_i c_j + u_i w_j + b_j c_i + u_j w_i) = b_i c_j + w_i u_j + b_i c_j + u_i w_j.$$

In other words, θ preserves the image of a chord under α . It follows from the commutative diagram (7.3) that for an element $\zeta \in sKTG$ its image $\zeta \parallel a \parallel Z^w \parallel T_{\mathfrak{g}_0}$ is invariant under θ .

Given a (usual) bottom tangle T with $2n$ endpoints, we first split the endpoints in half and designate one half as the bottom and the other half as the top. To convert T to an element of $sKTG$ we pick a canonical “parenthesization” of the bottom endpoints and the top endpoints, i.e. a way of grouping the endpoints together. Then we can compose the bottom and the top of the tangle with binary trees V_b and V_t according to the parenthesization. From the above discussion we have

Theorem 7.1 (General Unitary Property). *The element $V_b T V_t$ is invariant under θ .*

For the case of string links we claim that the general unitary property reduces to Theorem 6.1. It is interesting to express the general unitary property explicitly in the language of Γ -calculus. Then it might be possible to prove the property using more elementary means.

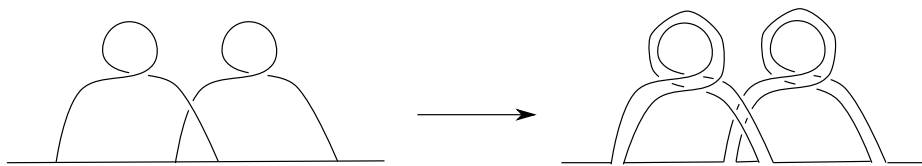
- **Alexander recovery.** Another goal of our work is to convince the readers that the language of Γ -calculus provides an easily accessible way to study the Alexander polynomial, particularly in terms of computer implementation. We have recovered several classical properties of the Alexander polynomial in this thesis but there are more to be explored. Another particularly interesting

property on our list is the genus property of the Alexander polynomial, which states that

$$\deg(\Delta_K) \leq 2g(K),$$

where $g(K)$ is the genus of the knot K and $\deg(\Delta_K)$ is the *degree* of Δ_K , i.e. the difference of the smallest and largest exponents of the monomials of Δ_K .

To express the genus in the language of meta-monoids, we use the band presentation of a surface. More specifically, suppose that K is a knot of genus g . We can represent the surface that K bounds as a bottom tangle with $2g$ components. Then to recover the surface, we double each of the strand, reverse the orientation of one side of each band, and then perform stitching. For instance, a knot of genus 1 is given by



In this manner we can use Γ -calculus to investigate the genus since we have already obtained the formulas for strand doubling and orientation reversal.

- **The Lie algebra \mathfrak{g}_1 .** Our long-term goal would be to generalize this thesis to the case of \mathfrak{g}_1 (see [BNV17, BN17, BN16a]). The Lie algebra \mathfrak{g}_1 is a deformed version of \mathfrak{g}_0 . Namely, \mathfrak{g}_1 is the 4-dimensional Lie algebra spanned by b, c, u, w over the ring $R = \mathbb{Q}[\epsilon]/(\epsilon^2 = 0)$, with b central and with the brackets given by

$$[w, c] = w, \quad [c, u] = u, \quad [u, w] = b - 2\epsilon c.$$

Observe that when $\epsilon = 0$ we recover the Lie algebra \mathfrak{g}_0 . In this case the positive crossing is

$$R_{i,j}^+ \mapsto \exp((b_i - \epsilon c_i)c_j + u_i w_j) \in U(\mathfrak{g}_1)^{\widehat{\otimes}\{i,j\}}$$

Ideally we would like to generalize the Fox-Milnor condition to the case of \mathfrak{g}_1 , which will hopefully shed some light on the slice-ribbon conjecture. This thesis is the first step in that direction.

Bibliography

- [AK08] Jr. Alexander Kirillov. *An Introduction to Lie Groups and Lie Algebras*. Cambridge University Press, 2008.
- [Ale28] J. W. Alexander. *Topological Invariants of Knots and Links*. *Trans. Amer. Math. Soc.*, 30:275–306, 1928.
- [Arc10] J. Archibald. *The Multivariable Alexander Polynomial on Tangles*. PhD thesis, University of Toronto, 2010.
- [BCF15] S. Bigelow, A. Cattabriga, and V. Florens. *Alexander Representation of Tangles*. *Acta Math. Vietnam.*, 40(2):339–352, 2015.
- [BH08] T. Brendle and A. Hatcher. *Configuration Spaces of Rings and Wickets*. [arXiv:0805.4354](https://arxiv.org/abs/0805.4354), 2008.
- [BN95] Dror Bar-Natan. *On the Vassiliev Knot Invariants*. *Topology*, 34:423–472, 1995.
- [BN97] Dror Bar-Natan. *Non-Associative Tangles*. *Georgia international topology conference*, pages 139–183, 1997.
- [BN14a] Dror Bar-Natan. *A Note on the Unitary Property of the Gassner Invariant*. *Bulletin of Chelyabinsk State University*, 358(17):22–25, 2014.
- [BN14b] Dror Bar-Natan. *Meta Calculus Cheat Sheet*. [MetaCalculi](https://www.math.utoronto.ca/dnatan/2014/08/01/meta-calculus-cheat-sheet/), 2014.
- [BN15a] Dror Bar-Natan. *Balloons and Hoops and their Universal Finite Type Invariant, BF Theory, and an Ultimate Alexander Invariant*. *Acta Math. Vietnam.*, 40(2):271–329, 2015.
- [BN15b] Dror Bar-Natan. *Finite Type Invariants of w -Knotted Objects IV: Some Computations*. [arXiv:1511.05624](https://arxiv.org/abs/1511.05624), 2015.
- [BN16a] Dror Bar-Natan. *A Poly-Time Knot Polynomial Via Solvable Approximation*. [Indiana-1611/PPSA.pdf](https://www.math.utoronto.ca/dnatan/2016/01/16/indiana-1611/PPSA.pdf), 2016.
- [BN16b] Dror Bar-Natan. *Expansions and Quadraticity for Groups*. [Projects/ExQu/](https://www.math.utoronto.ca/dnatan/2016/01/16/projects/exqu/), 2016.
- [BN17] Dror Bar-Natan. *Polynomial Time Knot Polynomial*. [Killam-2017](https://www.math.utoronto.ca/dnatan/2017/01/17/killam-2017/), 2017. Research proposal for the 2017 Killam Fellowship.
- [BND14] Dror Bar-Natan and Zsuzsanna Dancso. *Finite Type Invariants of w -Knotted Objects II: Tangles, Foams and the Kashiwara-Vergne Problem*. [arXiv:1405.1955](https://arxiv.org/abs/1405.1955), 2014.

- [BND16] Dror Bar-Natan and Zsuzsanna Dancso. *Finite Type Invariants of w -Knotted Objects I: w -Knots and the Alexander Polynomial*. *Algebraic and Geometric Topology*, 16(2):1063–1133, 2016.
- [BNS13] D. Bar-Natan and S. Selmani. *Meta-Monoids, Meta-Bicrossed Products, and the Alexander Polynomial*. *J. Knot Theory Ramifications*, 22(10), 2013.
- [BNV17] Dror Bar-Natan and Roland V. D. Veen. *A polynomial time knot polynomial*. [arXiv:1708.04853v2](https://arxiv.org/abs/1708.04853v2), 2017.
- [CDM12] S. Chmutov, S. Duzhin, and J. Mostovoy. *Introduction to Vassiliev Knot Invariants*. Cambridge University Press, 2012.
- [CP94] Vyjayanthi Chari and Andrew Pressley. *A Guide to Quantum Groups*. Cambridge University Press, 1994.
- [CT05] D. Cimasoni and V. Turaev. *A Lagrangian Representation of Tangles*. *Topology*, 44(4):747–767, 2005.
- [DF16] Celeste Damiani and Vicent Florens. *Alexander Invariants of Ribbon Tangles and Planar Algebras*. [arXiv:1602.06191](https://arxiv.org/abs/1602.06191), 2016.
- [FM66] R. H. Fox and J. W. Milnor. *Singularities of 2-Spheres in 4-Space and Cobordism of Knots*. *Osaka J. Math.*, 3:257–267, 1966.
- [Gol81] D. L. Goldsmith. *The Theory of Motion Groups*. *Mich. Math. J.*, 28(1):3–17, 1981.
- [GST10] R. Gompf, M. Scharlemann, and A. Thompson. *Fibered Knots and Potential Counterexamples to the Property 2R and Slice-Ribbon Conjectures*. *Geometry and Topology*, 14(4):2305–2347, 2010.
- [Hab06] K. Habiro. *Bottom Tangles and Universal Invariants*. *Algr. Geom. Topol.*, 6(3):1113–1214, 2006.
- [Hal16] Iva Halacheva. *Alexander Type Invariants of Tangles*. [arXiv:1611.09280](https://arxiv.org/abs/1611.09280), 2016.
- [JF13] Theo Johnson-Freyd. Can distinct open knots correspond to the same closed knot? [mathoverflow130902](https://mathoverflow.net/question/130902), 2013.
- [Kas95] C. Kassel. *Quantum Groups*. Springer, 1995.
- [Kau87] Louis H. Kauffman. *On Knots*. Princeton University Press, 1987.
- [Kau12] Louis H. Kauffman. *Introduction to Virtual Knot Theory*. [arXiv:1101.0665](https://arxiv.org/abs/1101.0665), 2012.
- [Kaw96] Akio Kawachi. *A Survey of Knot Theory*. Birkhauser Verlag, 1996.
- [Khe17] Andrey Boris Khesin. *A Tabulation of Ribbon Knots in Tangle Form*. [arXiv:1705.10291](https://arxiv.org/abs/1705.10291), 2017.
- [KLW01] P. Kirk, C. Livingston, and Z. Wang. *The Gassner Representation for String Links*. *Comm. Cont. Math.*, 3:87–136, 2001.
- [KS91] L. H. Kauffman and H. Saleur. *Free Fermions and the Alexander-Conway Polynomial*. *Comm. Math. Phys.*, 141(3):599–617, 1991.

- [KT08] Christian Kassel and Vladimir Turaev. *Braid Groups*. Springer, 2008.
- [Lei04] Tom Leinster. *Higher Operads, Higher Categories*. Cambridge University Press, 2004.
- [Lic97] W.B. Raymond Lickorish. *An Introduction to Knot Theory*. Springer, 1997.
- [MK99] Kunio Murasugi and Bohdan I. Kurpita. *A Study of Braids*. Kluwer Academic Publishers, 1999.
- [Oht02] Tomotada Ohtsuki. *Quantum Invariants: a Study of Knots, 3-Manifolds and Their Sets*. World Scientific, 2002.
- [OS04] P. S. Ozsváth and Z. Szabó. *Holomorphic Disks and Knot Invariants*. *Adv. Math.*, 186(1):58–116, 2004.
- [PHP⁺07] P. Blasiak, A. Horzela, K. A. Penson, A. I. Solomon, and G. H. E. Duchamp. *Combinatorics and Boson Normal Ordering: A Gentle Introduction*. *Am. J. Phys.*, 75:639–646, 2007.
- [Pol10] M. Polyak. *Alexander-Conway Invariants of Tangles*. [arXiv:1011.6200](https://arxiv.org/abs/1011.6200), 2010.
- [Pow11] Philip D. Powell. *Calculating Determinants of Block Matrices*. [arXiv:1112.4379](https://arxiv.org/abs/1112.4379), 2011.
- [Rol03] Dale Rolfsen. *Knots and Links*. AMS Chelsea Publishing, 2003.
- [Sar15] A. Sartori. *The Alexander Polynomial as Quantum Invariant of Links*. *Ark. Mat.*, 53(1):177–202, 2015.
- [Sat00] S. Satoh. *Virtual Knot Presentations of Ribbon Torus Knots*. *J. of Knot Theory and its Ramifications*, 9(4):531–542, 2000.
- [VMC06] J.M. Vargas-Martinez and H. Moya-Cessa. *Normal and Anti-normal Ordered Expressions for Annihilation and Creation Operators*. *Rev. Mex. Fis.*, 52:13–16, 2006.